

# IHC*easy* MUC2 Ready-To-Use IHC Kit

Catalog Number: **KHC1327**

## General Information

**Sample type:**  
FFPE tissue

**Cited sample type:**

**Reactivity:**  
Human, Mouse, Rat

**Cited Reactivity:**

**Assay type:**  
Immunohistochemistry

**Primary antibody type:**  
Rabbit Polyclonal

**Secondary antibody type:**  
Polymer-HRP-Goat anti-Rabbit

## Kit Component

Component	Size	Concentration
Antigen Retrieval Buffer	100 mL	50×
Washing Buffer	100 mL ×2	20×
Blocking Buffer	5 mL	RTU
Primary Antibody	5 mL	RTU
Secondary Antibody	5 mL	RTU
Chromogen Component A	0.2 mL	RTU
Chromogen Component B	4 mL	RTU
Signal Enhancer	5 mL	RTU
Counter Staining Reagent	5 mL	RTU
Mounting Media	5 mL	RTU
Control Slide	1 slide (Optional)	FFPE
Datasheet	1 Copy	
Manual	1 Copy	

## Storage Instructions

All the reagents are stored at 2-8°C. The kit is stable for 6 months from the date of receipt.

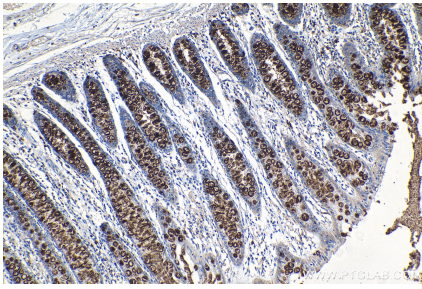
## Background

This gene encodes a member of the mucin protein family. Mucins are high molecular weight glycoproteins produced by many epithelial tissues. The protein encoded by this gene is secreted and forms an insoluble mucous barrier that protects the gut lumen. The protein polymerizes into a gel of which 80% is composed of oligosaccharide side chains by weight. Downregulation of this gene has been observed in patients with Crohn disease and ulcerative colitis.

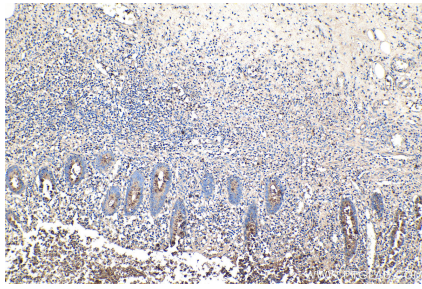
## Synonyms

Intestinal mucin 2, MLP, MUC 2, MUC2, Mucin 2, SMUC

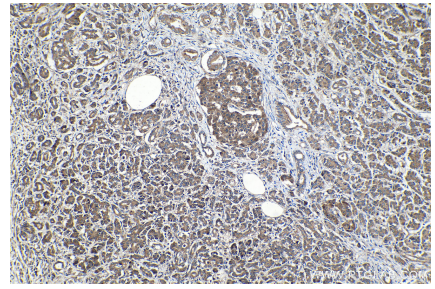
## Selected Validation Data



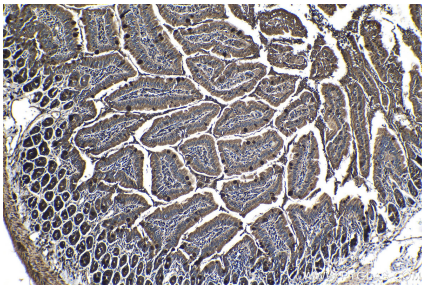
Immunohistochemical analysis of paraffin-embedded human colon tissue slide using KHC1327 (MUC2 IHC Kit).



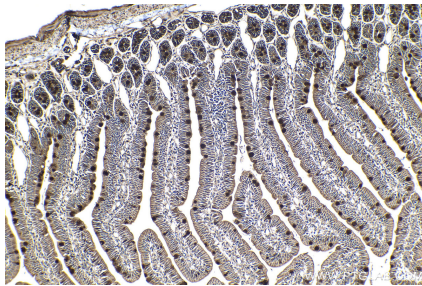
Immunohistochemical analysis of paraffin-embedded human appendicitis tissue slide using KHC1327 (MUC2 IHC Kit).



Immunohistochemical analysis of paraffin-embedded human pancreas cancer tissue slide using KHC1327 (MUC2 IHC Kit).



Immunohistochemical analysis of paraffin-embedded mouse small intestine tissue slide using KHC1327 (MUC2 IHC Kit).



Immunohistochemical analysis of paraffin-embedded rat small intestine tissue slide using KHC1327 (MUC2 IHC Kit).