

# IHC*easy* PTP4A1 Ready-To-Use IHC Kit

Catalog Number: **KHC1263**

## General Information

**Sample type:**  
FFPE tissue

**Cited sample type:**

**Reactivity:**  
Human, Mouse

**Cited Reactivity:**

**Assay type:**  
Immunohistochemistry

**Primary antibody type:**  
Mouse Monoclonal

**Secondary antibody type:**  
Polymer-HRP-Goat anti-Mouse

## Kit Component

Component	Size	Concentration
Antigen Retrieval Buffer	100 mL	50×
Washing Buffer	100 mL ×2	20×
Blocking Buffer	5 mL	RTU
Primary Antibody	5 mL	RTU
Secondary Antibody	5 mL	RTU
Chromogen Component A	0.2 mL	RTU
Chromogen Component B	4 mL	RTU
Signal Enhancer	5 mL	RTU
Counter Staining Reagent	5 mL	RTU
Mounting Media	5 mL	RTU
Control Slide	1 slide (Optional)	FFPE
Datasheet	1 Copy	
Manual	1 Copy	

## Storage Instructions

All the reagents are stored at 2-8°C. The kit is stable for 6 months from the date of receipt.

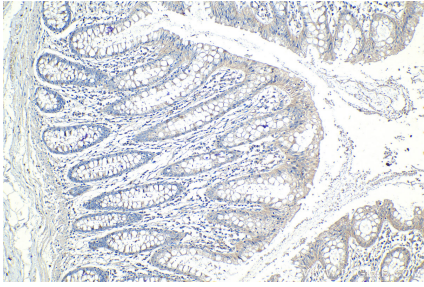
## Background

PTP4A1 (protein tyrosine phosphatase type IVA, member 1), also named as PRL1, HH72, PRL-1, PTP(CAAX1), PTPCAAX1, DKFZp779M0721, belongs to the protein-tyrosine phosphatase family, which play an important role in maintaining appropriate tyrosine phosphorylation levels in the cell during development and tissue regeneration. PTP4A1 is a PTPase and that it is highly expressed in growing hepatic cells and some tumor cell lines and is located primarily in the cell nucleus, and its overexpression modulates the growth of cells. PTP4A1 can exist as dimer, trimer and higher oligomers in vivo.

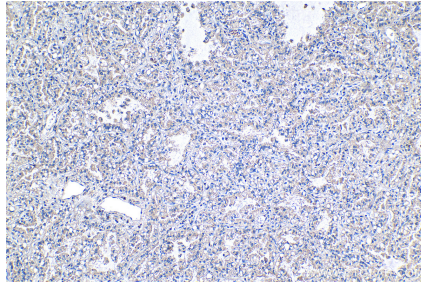
## Synonyms

DKFZp779M0721, HH72, PRL 1, PRL1, PTP(CAAX1), PTP(CAAXI), PTP4A1, PTPCAAX1

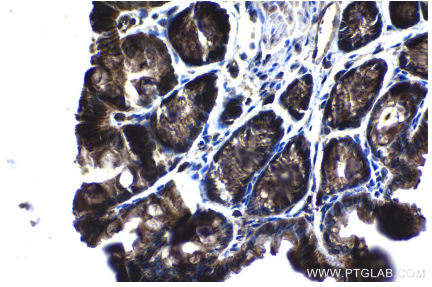
## Selected Validation Data



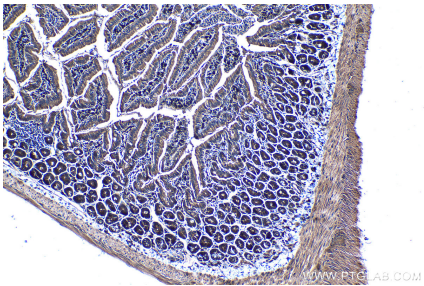
Immunohistochemical analysis of paraffin-embedded human colon tissue slide using KHC1263 (PTP4A1 IHC Kit).



Immunohistochemical analysis of paraffin-embedded human lung cancer tissue slide using KHC1263 (PTP4A1 IHC Kit).



Immunohistochemical analysis of paraffin-embedded mouse colon tissue slide using KHC1263 (PTP4A1 IHC Kit).



Immunohistochemical analysis of paraffin-embedded mouse small intestine tissue slide using KHC1263 (PTP4A1 IHC Kit).