

# IHC*easy* EIF4A2 Ready-To-Use IHC Kit

Catalog Number: **KHC1204**

## General Information

Sample type:  
FFPE tissue  
Cited sample type:  
Reactivity:  
Human, Mouse  
Cited Reactivity:

Assay type:  
Immunohistochemistry  
Primary antibody type:  
Mouse Monoclonal  
Secondary antibody type:  
Polymer-HRP-Goat anti-Mouse

## Kit Component

Component	Size	Concentration
Antigen Retrieval Buffer	100 mL	50×
Washing Buffer	100 mL ×2	20×
Blocking Buffer	5 mL	RTU
Primary Antibody	5 mL	RTU
Secondary Antibody	5 mL	RTU
Chromogen Component A	0.2 mL	RTU
Chromogen Component B	4 mL	RTU
Signal Enhancer	5 mL	RTU
Counter Staining Reagent	5 mL	RTU
Mounting Media	5 mL	RTU
Control Slide	1 slide (Optional)	FFPE
Datasheet	1 Copy	
Manual	1 Copy	

## Storage Instructions

All the reagents are stored at 2-8°C. The kit is stable for 6 months from the date of receipt.

## Background

Eukaryotic initiation factor 4A (EIF4A) has an essential role in the binding of mRNA to the 43S preinitiation complex when protein synthesis begins, as EIF4A unwinds RNA secondary structures in the 5'-UTR of mRNAs which is necessary to allow efficient binding of the small ribosomal subunit, and subsequent scanning for the initiator codon. EIF4A2 is a ATP-dependent RNA helicase, which is a subunit of the eIF4F complex involved in cap recognition and is required for mRNA binding to ribosome.

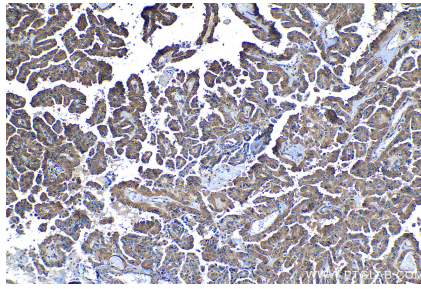
## Synonyms

BM 010, DDX2B, eIF 4A II, EIF4A, eIF4A II, EIF4A2, EIF4F

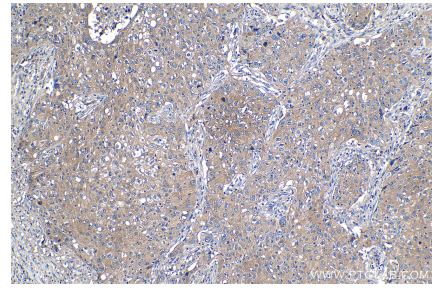
## Selected Validation Data



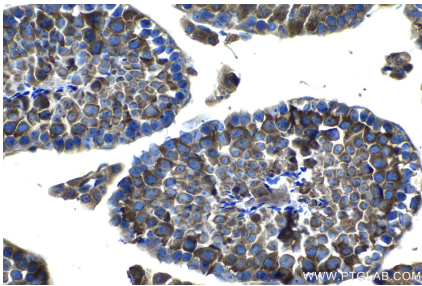
Immunohistochemical analysis of paraffin-embedded human colon tissue slide using KHC1204 (EIF4A2 IHC Kit).



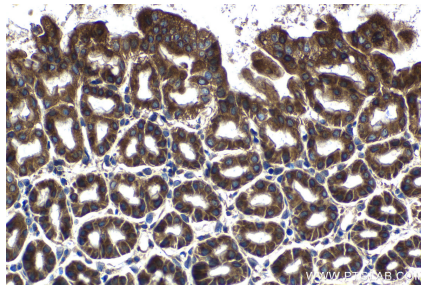
Immunohistochemical analysis of paraffin-embedded human thyroid cancer tissue slide using KHC1204 (EIF4A2 IHC Kit).



Immunohistochemical analysis of paraffin-embedded human lung cancer tissue slide using KHC1204 (EIF4A2 IHC Kit).



Immunohistochemical analysis of paraffin-embedded mouse testis tissue slide using KHC1204 (EIF4A2 IHC Kit).



Immunohistochemical analysis of paraffin-embedded mouse stomach tissue slide using KHC1204 (EIF4A2 IHC Kit).