

# IHC*easy* NUP85 Ready-To-Use IHC Kit

Catalog Number: **KHC1202**

## General Information

Sample type:  
FFPE tissue  
Cited sample type:  
Reactivity:  
Human, Mouse, Rat  
Cited Reactivity:

Assay type:  
Immunohistochemistry  
Primary antibody type:  
Rabbit Polyclonal  
Secondary antibody type:  
Polymer-HRP-Goat anti-Rabbit

## Kit Component

Component	Size	Concentration
Antigen Retrieval Buffer	100 mL	50×
Washing Buffer	100 mL ×2	20×
Blocking Buffer	5 mL	RTU
Primary Antibody	5 mL	RTU
Secondary Antibody	5 mL	RTU
Chromogen Component A	0.2 mL	RTU
Chromogen Component B	4 mL	RTU
Signal Enhancer	5 mL	RTU
Counter Staining Reagent	5 mL	RTU
Mounting Media	5 mL	RTU
Control Slide	1 slide (Optional)	FFPE
Datasheet	1 Copy	
Manual	1 Copy	

## Storage Instructions

All the reagents are stored at 2-8°C. The kit is stable for 6 months from the date of receipt.

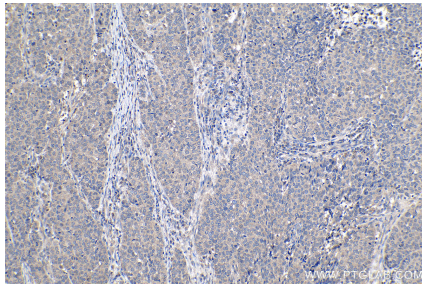
## Background

This gene encodes a protein component of the Nup107-160 subunit of the nuclear pore complex. NPCs are key for nucleocytoplasmic transport, but also regulate the mitotic machinery, transcription and chromatin organization through transport-independent mechanisms. The NUP107-160 complex is acknowledged to contribute to the assembly and maintenance of the NPC structure. Members of this largest subcomplex of the NPC associate with kinetochores, mitotic spindles, centrosomes and mitotic checkpoint regulators for proper completion of the cell cycle. Downregulation of NUP107-160 subcomplex members resulted in defective cytokinesis, compromised microtubule structures, altered cytoskeletal dynamics, impaired chromosome segregation and differentiation.

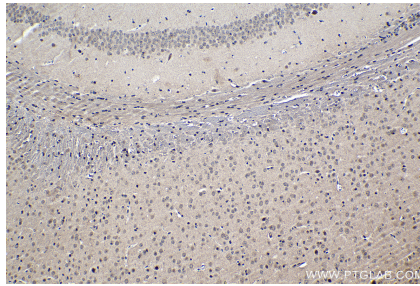
## Synonyms

85 kDa nucleoporin, FROUNT, nucleoporin 85kDa, Nucleoporin Nup75, Nucleoporin Nup85, Nup75, NUP85

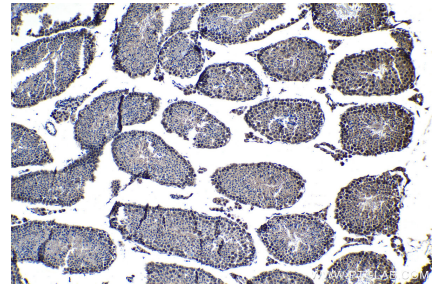
## Selected Validation Data



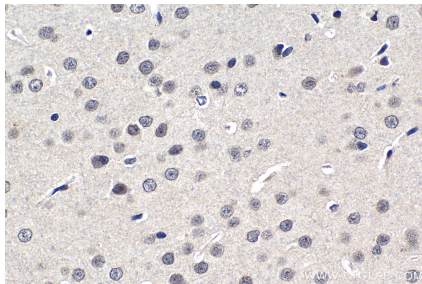
Immunohistochemical analysis of paraffin-embedded human stomach cancer tissue slide using KHC1202 (NUP85 IHC Kit).



Immunohistochemical analysis of paraffin-embedded mouse brain tissue slide using KHC1202 (NUP85 IHC Kit).



Immunohistochemical analysis of paraffin-embedded mouse testis tissue slide using KHC1202 (NUP85 IHC Kit).



Immunohistochemical analysis of paraffin-embedded rat brain tissue slide using KHC1202 (NUP85 IHC Kit).