

# IHC*easy* AQP5 Ready-To-Use IHC Kit

Catalog Number: **KHC1094**

## General Information

**Sample type:**  
FFPE tissue

**Cited sample type:**

**Reactivity:**  
Human, Mouse, Rat

**Cited Reactivity:**

**Assay type:**  
Immunohistochemistry

**Primary antibody type:**  
Rabbit Polyclonal

**Secondary antibody type:**  
Polymer-HRP-Goat anti-Rabbit

## Kit Component

Component	Size	Concentration
Antigen Retrieval Buffer	100 mL	50×
Washing Buffer	100 mL × 2	20×
Blocking Buffer	5 mL	RTU
Primary Antibody	5 mL	RTU
Secondary Antibody	5 mL	RTU
Chromogen Component A	0.2 mL	RTU
Chromogen Component B	4 mL	RTU
Signal Enhancer	5 mL	RTU
Counter Staining Reagent	5 mL	RTU
Mounting Media	5 mL	RTU
Control Slide	1 slide (Optional)	FFPE
Datasheet	1 Copy	
Manual	1 Copy	

## Storage Instructions

All the reagents are stored at 2-8°C. The kit is stable for 6 months from the date of receipt.

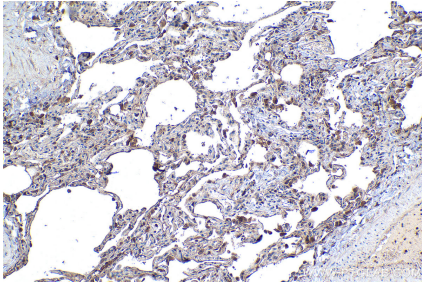
## Background

AQP5 is a member of aquaporins (AQPs) which are membrane proteins functioning as water channels and involved in the bidirectional transfer of water and small solutes across cell membranes. AQP5 is widely expressed including digestive, renal, respiratory, and reproductive systems. AQP5 overexpression in cancer cells and tumor tissues has been extensively reported. Recently AQP5 has been identified as a marker for adult pyloric stem cells.

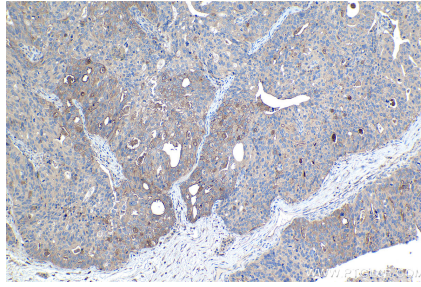
## Synonyms

AQP 5, AQP5, aquaporin 5

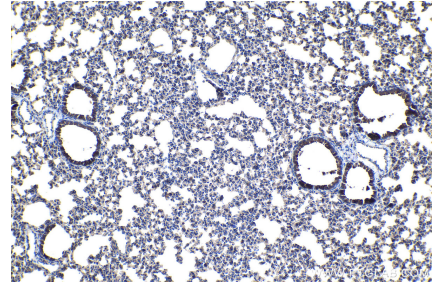
## Selected Validation Data



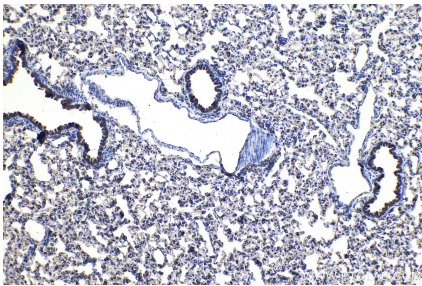
Immunohistochemical analysis of paraffin-embedded human lung tissue slide using KHC1094 (AQP5 IHC Kit).



Immunohistochemical analysis of paraffin-embedded human ovary tumor tissue slide using KHC1094 (AQP5 IHC Kit).



Immunohistochemical analysis of paraffin-embedded mouse lung tissue slide using KHC1094 (AQP5 IHC Kit).



Immunohistochemical analysis of paraffin-embedded rat lung tissue slide using KHC1094 (AQP5 IHC Kit).



Immunohistochemical analysis of paraffin-embedded rat stomach tissue slide using KHC1094 (AQP5 IHC Kit).