

# IHC*easy* RUNX3 Ready-To-Use IHC Kit

Catalog Number: **KHC1084**

## General Information

Sample type:  
FFPE tissue  
Cited sample type:  
Reactivity:  
Human, Mouse, Rat  
Cited Reactivity:

Assay type:  
Immunohistochemistry  
Primary antibody type:  
Rabbit Polyclonal  
Secondary antibody type:  
Polymer-HRP-Goat anti-Rabbit

## Kit Component

Component	Size	Concentration
Antigen Retrieval Buffer	100 mL	50×
Washing Buffer	100 mL ×2	20×
Blocking Buffer	5 mL	RTU
Primary Antibody	5 mL	RTU
Secondary Antibody	5 mL	RTU
Chromogen Component A	0.2 mL	RTU
Chromogen Component B	4 mL	RTU
Signal Enhancer	5 mL	RTU
Counter Staining Reagent	5 mL	RTU
Mounting Media	5 mL	RTU
Control Slide	1 slide (Optional)	FFPE
Datasheet	1 Copy	
Manual	1 Copy	

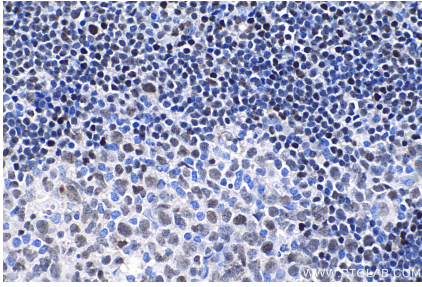
## Storage Instructions

All the reagents are stored at 2-8°C. The kit is stable for 6 months from the date of receipt.

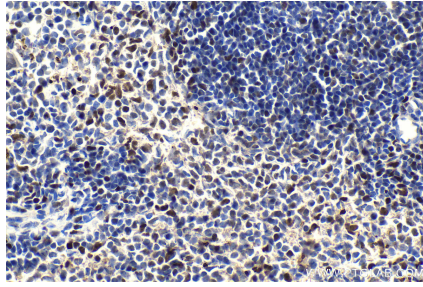
## Synonyms

AML2, CBF alpha 3, CBFA3, Oncogene AML 2, PEA2 alpha C, PEBP2 alpha C, PEBP2A3, PEBP2aC, RUNX3

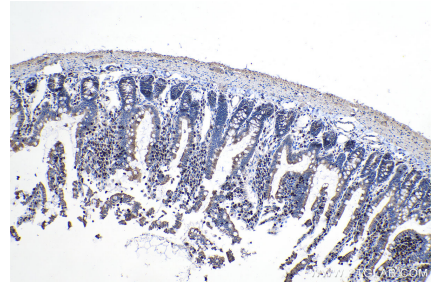
## Selected Validation Data



Immunohistochemical analysis of paraffin-embedded human tonsillitis tissue slide using KHC1084 (RUNX3 IHC Kit).



Immunohistochemical analysis of paraffin-embedded mouse spleen tissue slide using KHC1084 (RUNX3 IHC Kit).



Immunohistochemical analysis of paraffin-embedded rat small intestine tissue slide using KHC1084 (RUNX3 IHC Kit).