

# IHCeasy<sup>®</sup> THRAP3 Ready-To-Use IHC Kit

Catalog Number: **KHC1043**

## General Information

Sample type:  
FFPE tissue  
Cited sample type:  
Reactivity:  
Human  
Cited Reactivity:

Assay type:  
Immunohistochemistry  
Primary antibody type:  
Rabbit Polyclonal  
Secondary antibody type:  
Polymer-HRP-Goat anti-Rabbit

## Kit Component

| Component                | Size               | Concentration |
|--------------------------|--------------------|---------------|
| Antigen Retrieval Buffer | 100 mL             | 50×           |
| Washing Buffer           | 100 mL ×2          | 20×           |
| Blocking Buffer          | 5 mL               | RTU           |
| Primary Antibody         | 5 mL               | RTU           |
| Secondary Antibody       | 5 mL               | RTU           |
| Chromogen Component A    | 0.2 mL             | RTU           |
| Chromogen Component B    | 4 mL               | RTU           |
| Signal Enhancer          | 5 mL               | RTU           |
| Counter Staining Reagent | 5 mL               | RTU           |
| Mounting Media           | 5 mL               | RTU           |
| Control Slide            | 1 slide (Optional) | FFPE          |
| Datasheet                | 1 Copy             |               |
| Manual                   | 1 Copy             |               |

## Storage Instructions

All the reagents are stored at 2-8°C. The kit is stable for 6 months from the date of receipt.

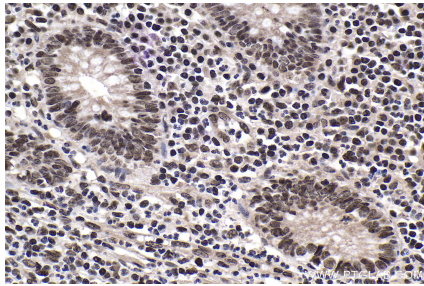
## Background

THRAP3, also named as TRAP150, plays a role in transcriptional coactivation.

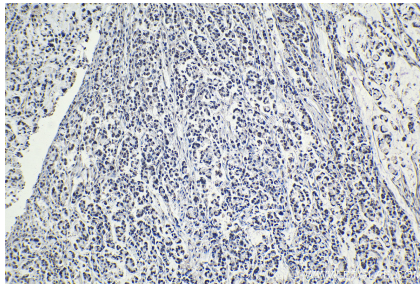
## Synonyms

THRAP3, TRAP150

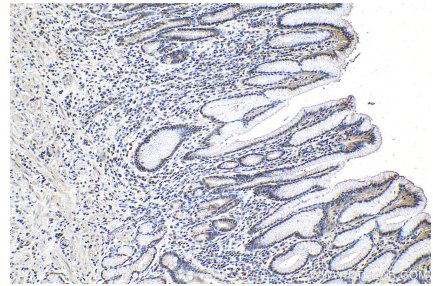
## Selected Validation Data



Immunohistochemical analysis of paraffin-embedded human appendicitis tissue slide using KHC1043 (THRAP3 IHC Kit).



Immunohistochemical analysis of paraffin-embedded human colon cancer tissue slide using KHC1043 (THRAP3 IHC Kit).



Immunohistochemical analysis of paraffin-embedded human stomach cancer tissue slide using KHC1043 (THRAP3 IHC Kit).