

# IHCeasy<sup>®</sup> EIF4G2 Ready-To-Use IHC Kit

Catalog Number: **KHC0927**

## General Information

Sample type:  
FFPE tissue  
Cited sample type:  
Reactivity:  
Human, Mouse, Rat  
Cited Reactivity:

Assay type:  
Immunohistochemistry  
Primary antibody type:  
Mouse Monoclonal  
Secondary antibody type:  
Polymer-HRP-Goat anti-Mouse

## Kit Component

Component	Size	Concentration
Antigen Retrieval Buffer	100 mL	50×
Washing Buffer	100 mL ×2	20×
Blocking Buffer	5 mL	RTU
Primary Antibody	5 mL	RTU
Secondary Antibody	5 mL	RTU
Chromogen Component A	0.2 mL	RTU
Chromogen Component B	4 mL	RTU
Signal Enhancer	5 mL	RTU
Counter Staining Reagent	5 mL	RTU
Mounting Media	5 mL	RTU
Control Slide	1 slide (Optional)	FFPE
Datasheet	1 Copy	
Manual	1 Copy	

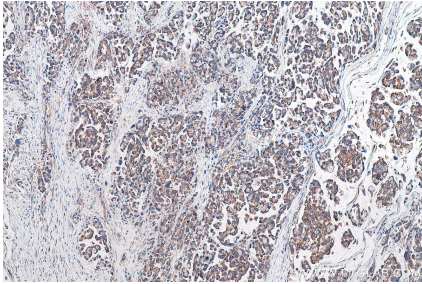
## Storage Instructions

All the reagents are stored at 2-8°C. The kit is stable for 6 months from the date of receipt.

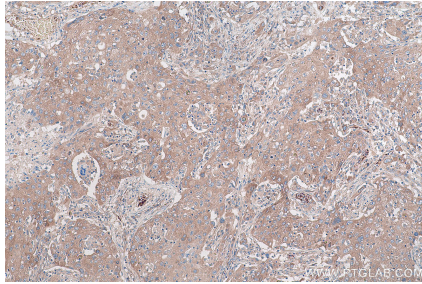
## Synonyms

AAG1, DAP 5, DAP5, Death associated protein 5, eIF 4 gamma 2, eIF 4G 2, eIF4G 2, eIF4G2, FLJ41344, NAT1, p97

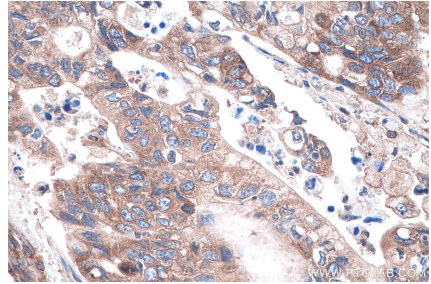
## Selected Validation Data



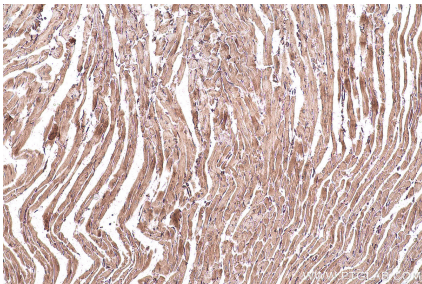
Immunohistochemical analysis of paraffin-embedded human colon cancer tissue slide using KHC0927 (EIF4G2 IHC Kit).



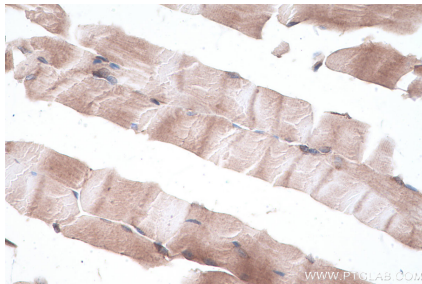
Immunohistochemical analysis of paraffin-embedded human lung cancer tissue slide using KHC0927 (EIF4G2 IHC Kit).



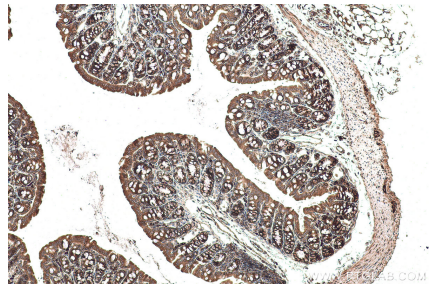
Immunohistochemical analysis of paraffin-embedded human stomach cancer tissue slide using KHC0927 (EIF4G2 IHC Kit).



Immunohistochemical analysis of paraffin-embedded mouse heart tissue slide using KHC0927 (EIF4G2 IHC Kit).



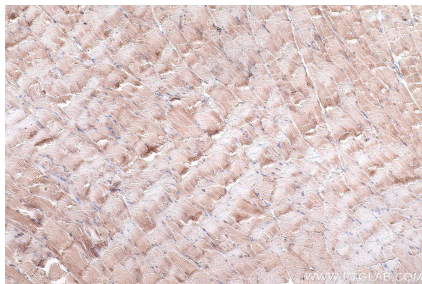
Immunohistochemical analysis of paraffin-embedded mouse skeletal muscle tissue slide using KHC0927 (EIF4G2 IHC Kit).



Immunohistochemical analysis of paraffin-embedded mouse colon tissue slide using KHC0927 (EIF4G2 IHC Kit).



Immunohistochemical analysis of paraffin-embedded rat colon tissue slide using KHC0927 (EIF4G2 IHC Kit).



Immunohistochemical analysis of paraffin-embedded rat skeletal muscle tissue slide using KHC0927 (EIF4G2 IHC Kit).