

# IHC*easy* EIF3M Ready-To-Use IHC Kit

Catalog Number: **KHC0925**

## General Information

Sample type:  
FFPE tissue  
Cited sample type:  
Reactivity:  
Human, Mouse, Rat  
Cited Reactivity:

Assay type:  
Immunohistochemistry  
Primary antibody type:  
Mouse Monoclonal  
Secondary antibody type:  
Polymer-HRP-Goat anti-Mouse

## Kit Component

Component	Size	Concentration
Antigen Retrieval Buffer	100 mL	50×
Washing Buffer	100 mL ×2	20×
Blocking Buffer	5 mL	RTU
Primary Antibody	5 mL	RTU
Secondary Antibody	5 mL	RTU
Chromogen Component A	0.2 mL	RTU
Chromogen Component B	4 mL	RTU
Signal Enhancer	5 mL	RTU
Counter Staining Reagent	5 mL	RTU
Mounting Media	5 mL	RTU
Control Slide	1 slide (Optional)	FFPE
Datasheet	1 Copy	
Manual	1 Copy	

## Storage Instructions

All the reagents are stored at 2-8°C. The kit is stable for 6 months from the date of receipt.

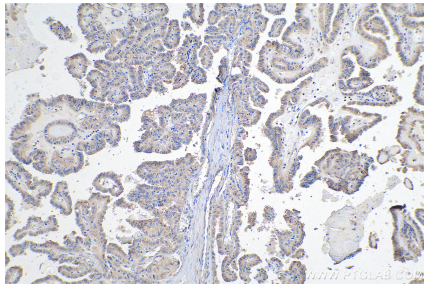
## Background

EIF3M gene encodes eukaryotic translation initiation factor (eIF) subunit M, also called GA17 or PCID1. eIF-3 complex is required for several steps in the initiation of protein synthesis, and recent studies indicate that regulation of oncogene expression and neoplastic transformation are controlled by eIF subunits. The most uncharacterized non-core subunit EIF3M was confirmed to be highly expressed in human cancer cell lines and colon cancer patient tissues and mediate regulation of tumorigenesis-related genes in human colon cancer.

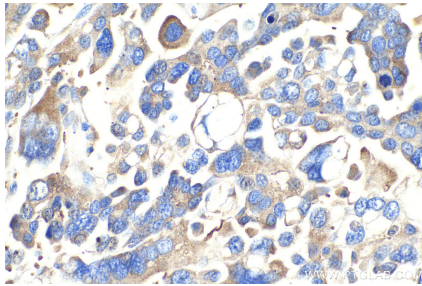
## Synonyms

B5, EIF3M, Fetal lung protein B5, GA17, hfl B5, HFLB5, PCID1, PNAS 125

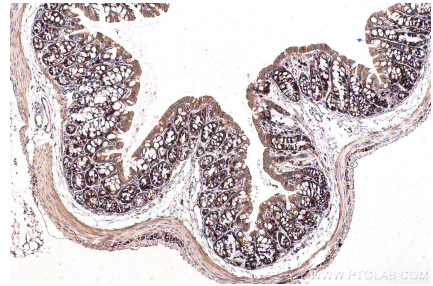
## Selected Validation Data



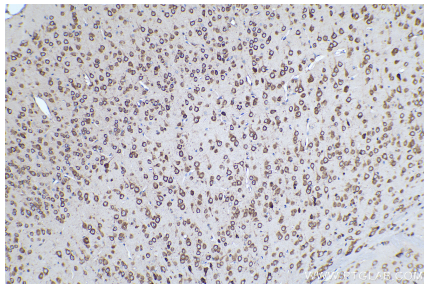
Immunohistochemical analysis of paraffin-embedded human thyroid cancer tissue slide using KHC0925 (EIF3M IHC Kit).



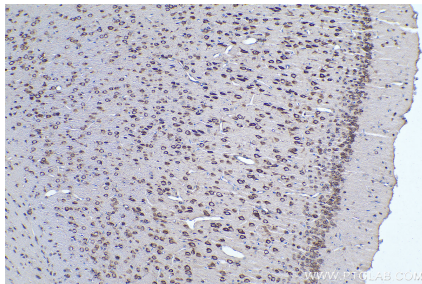
Immunohistochemical analysis of paraffin-embedded human colon cancer tissue slide using KHC0925 (EIF3M IHC Kit).



Immunohistochemical analysis of paraffin-embedded mouse colon tissue slide using KHC0925 (EIF3M IHC Kit).



Immunohistochemical analysis of paraffin-embedded mouse brain tissue slide using KHC0925 (EIF3M IHC Kit).



Immunohistochemical analysis of paraffin-embedded rat brain tissue slide using KHC0925 (EIF3M IHC Kit).