

IHC*easy* RBBP4 Ready-To-Use IHC Kit

Catalog Number: **KHC0918**

General Information

Sample type:
FFPE tissue
Cited sample type:
Reactivity:
Human, Mouse, Rat
Cited Reactivity:

Assay type:
Immunohistochemistry
Primary antibody type:
Mouse Monoclonal
Secondary antibody type:
Polymer-HRP-Goat anti-Mouse

Kit Component

Component	Size	Concentration
Antigen Retrieval Buffer	100 mL	50×
Washing Buffer	100 mL ×2	20×
Blocking Buffer	5 mL	RTU
Primary Antibody	5 mL	RTU
Secondary Antibody	5 mL	RTU
Chromogen Component A	0.2 mL	RTU
Chromogen Component B	4 mL	RTU
Signal Enhancer	5 mL	RTU
Counter Staining Reagent	5 mL	RTU
Mounting Media	5 mL	RTU
Control Slide	1 slide (Optional)	FFPE
Datasheet	1 Copy	
Manual	1 Copy	

Storage Instructions

All the reagents are stored at 2-8°C. The kit is stable for 6 months from the date of receipt.

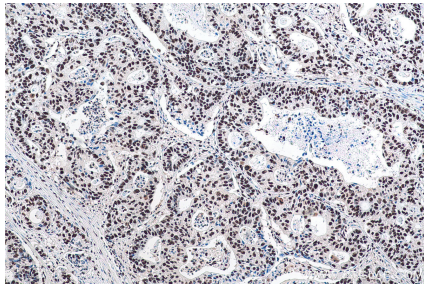
Background

Histone-binding protein RBBP4 (also known as RbAp48, or NURF55) is a protein that in humans is encoded by the RBBP4 gene. This gene encodes a ubiquitously expressed nuclear protein that belongs to a highly conserved subfamily of WD-repeat proteins. It is present in protein complexes involved in histone acetylation and chromatin assembly. It is part of the Mi-2/NuRD complex complex that has been implicated in chromatin remodeling and transcriptional repression associated with histone deacetylation. This encoded protein is also part of corepressor complexes, which is an integral component of transcriptional silencing. It is found among several cellular proteins that bind directly to retinoblastoma protein to regulate cell proliferation. A decrease of RbAp48 in the dentate gyrus (DG) of the hippocampus in the brain is suspected to be a main cause of memory loss in normal aging.

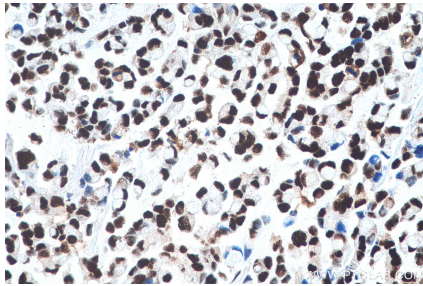
Synonyms

CAF 1 subunit C, CAF I 48 kDa subunit, CAF I p48, Histone binding protein RBBP4, NURF55, RBAP48, RBBP 4, RBBP4

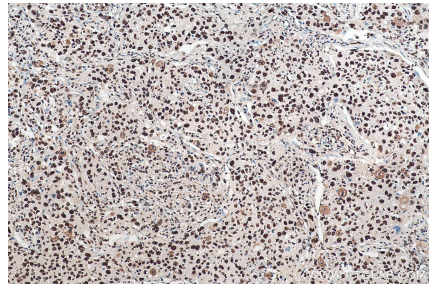
Selected Validation Data



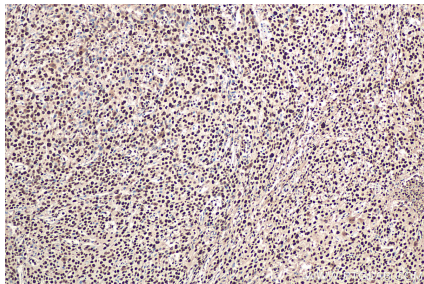
Immunohistochemical analysis of paraffin-embedded human stomach cancer tissue slide using KHC0918 (RBBP4 IHC Kit).



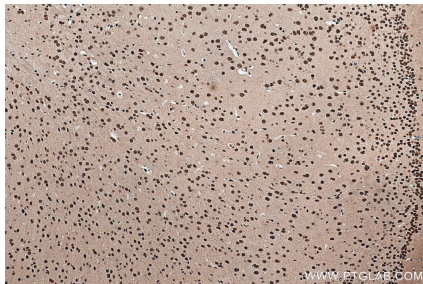
Immunohistochemical analysis of paraffin-embedded human colon cancer tissue slide using KHC0918 (RBBP4 IHC Kit).



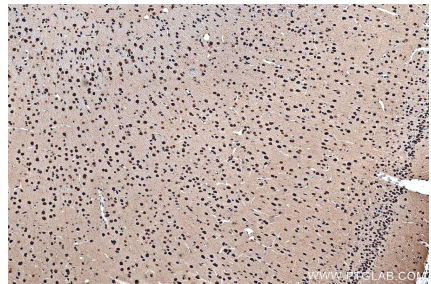
Immunohistochemical analysis of paraffin-embedded human lung cancer tissue slide using KHC0918 (RBBP4 IHC Kit).



Immunohistochemical analysis of paraffin-embedded human cervical cancer tissue slide using KHC0918 (RBBP4 IHC Kit).



Immunohistochemical analysis of paraffin-embedded mouse brain tissue slide using KHC0918 (RBBP4 IHC Kit).



Immunohistochemical analysis of paraffin-embedded rat brain tissue slide using KHC0918 (RBBP4 IHC Kit).