

# IHC*easy* RCN2 Ready-To-Use IHC Kit

Catalog Number: **KHC0862**

## General Information

**Sample type:**  
FFPE tissue

**Cited sample type:**

**Reactivity:**  
Human, Mouse, Rat

**Cited Reactivity:**

**Assay type:**  
Immunohistochemistry

**Primary antibody type:**  
Rabbit Polyclonal

**Secondary antibody type:**  
Polymer-HRP-Goat anti-Rabbit

## Kit Component

Component	Size	Concentration
Antigen Retrieval Buffer	100 mL	50×
Washing Buffer	100 mL ×2	20×
Blocking Buffer	5 mL	RTU
Primary Antibody	5 mL	RTU
Secondary Antibody	5 mL	RTU
Chromogen Component A	0.2 mL	RTU
Chromogen Component B	4 mL	RTU
Signal Enhancer	5 mL	RTU
Counter Staining Reagent	5 mL	RTU
Mounting Media	5 mL	RTU
Control Slide	1 slide (Optional)	FFPE
Datasheet	1 Copy	
Manual	1 Copy	

## Storage Instructions

All the reagents are stored at 2-8°C. The kit is stable for 6 months from the date of receipt.

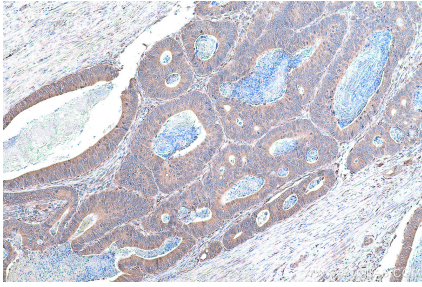
## Background

Reticulocalbin 2 (RCN2) is a Ca<sup>2+</sup>-binding protein that is specifically localized in the endoplasmic reticulum (ER). It is also termed ERC-55, i.e. ER calcium-binding protein of 55 kDa. It is a single copy gene and is encoded by an approximately 1900-base mRNA, which shows a ubiquitous expression pattern. The protein comprises an amino-terminal signal sequence followed by six copies of the EF-hand Ca<sup>2+</sup> binding motif.

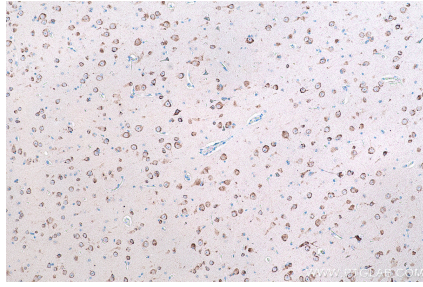
## Synonyms

Calcium binding protein ERC 55, E6 binding protein, E6BP, ERC 55, ERC55, RCN2, Reticulocalbin 2, TCBP49

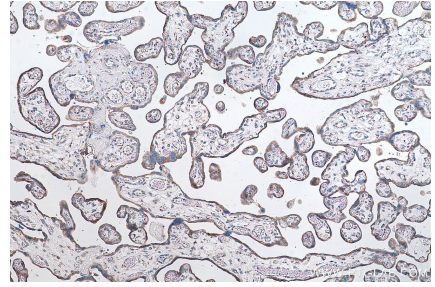
## Selected Validation Data




Immunohistochemical analysis of paraffin-embedded human colon cancer tissue slide using KHC0862 (RCN2 IHC Kit).



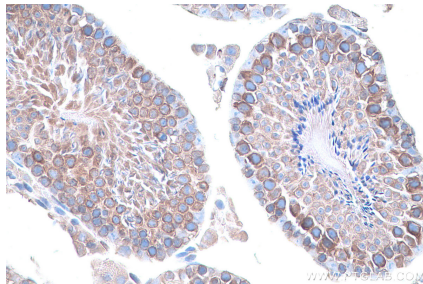
Immunohistochemical analysis of paraffin-embedded human gliomas tissue slide using KHC0862 (RCN2 IHC Kit).



Immunohistochemical analysis of paraffin-embedded human placenta tissue slide using KHC0862 (RCN2 IHC Kit).



Immunohistochemical analysis of paraffin-embedded mouse brain tissue slide using KHC0862 (RCN2 IHC Kit).



Immunohistochemical analysis of paraffin-embedded mouse testis tissue slide using KHC0862 (RCN2 IHC Kit).



Immunohistochemical analysis of paraffin-embedded rat brain tissue slide using KHC0862 (RCN2 IHC Kit).