

IHC*easy* ST13 Ready-To-Use IHC Kit

Catalog Number: **KHC0849**

General Information

Sample type:
FFPE tissue
Cited sample type:
Reactivity:
Human, Mouse, Rat
Cited Reactivity:

Assay type:
Immunohistochemistry
Primary antibody type:
Rabbit Polyclonal
Secondary antibody type:
Polymer-HRP-Goat anti-Rabbit

Kit Component

Component	Size	Concentration
Antigen Retrieval Buffer	100 mL	50×
Washing Buffer	100 mL ×2	20×
Blocking Buffer	5 mL	RTU
Primary Antibody	5 mL	RTU
Secondary Antibody	5 mL	RTU
Chromogen Component A	0.2 mL	RTU
Chromogen Component B	4 mL	RTU
Signal Enhancer	5 mL	RTU
Counter Staining Reagent	5 mL	RTU
Mounting Media	5 mL	RTU
Control Slide	1 slide (Optional)	FFPE
Datasheet	1 Copy	
Manual	1 Copy	

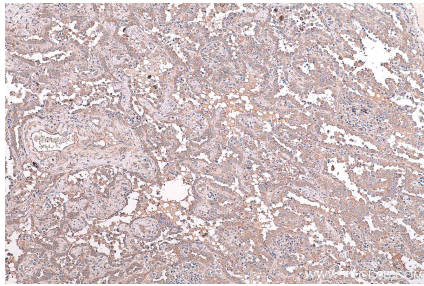
Storage Instructions

All the reagents are stored at 2-8°C. The kit is stable for 6 months from the date of receipt.

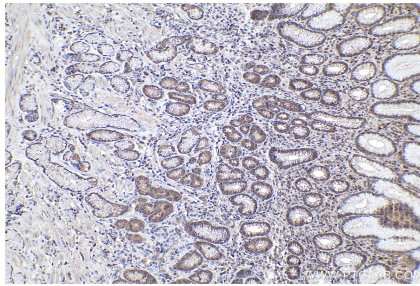
Synonyms

AAG2, FAM10A1, FAM10A4, HIP, HOP, Hsc70 interacting protein, HSPABP, HSPABP1, P48, PRO0786, Protein FAM10A1, Putative tumor suppressor ST13, SNC6, ST13

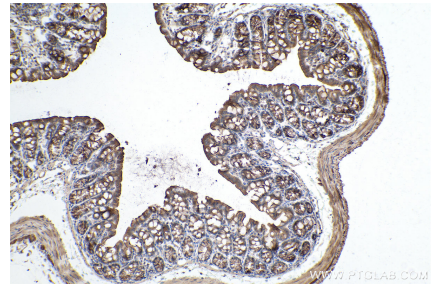
Selected Validation Data



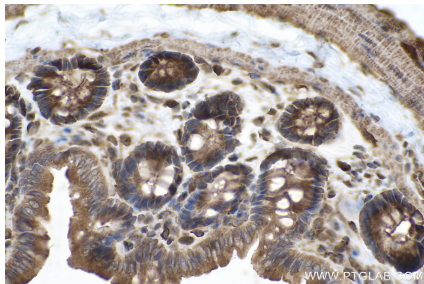
Immunohistochemical analysis of paraffin-embedded human lung cancer tissue slide using KHC0849 (ST13 IHC Kit).



Immunohistochemical analysis of paraffin-embedded human stomach cancer tissue slide using KHC0849 (ST13 IHC Kit).



Immunohistochemical analysis of paraffin-embedded mouse colon tissue slide using KHC0849 (ST13 IHC Kit).



Immunohistochemical analysis of paraffin-embedded rat colon tissue slide using KHC0849 (ST13 IHC Kit).