

IHC*easy* NR4A2 Ready-To-Use IHC Kit

Catalog Number: **KHC0803**

General Information

Sample type:
FFPE tissue
Cited sample type:
Reactivity:
Human
Cited Reactivity:

Assay type:
Immunohistochemistry
Primary antibody type:
Mouse Monoclonal
Secondary antibody type:
Polymer-HRP-Goat anti-Mouse

Kit Component

Component	Size	Concentration
Antigen Retrieval Buffer	100 mL	50×
Washing Buffer	100 mL ×2	20×
Blocking Buffer	5 mL	RTU
Primary Antibody	5 mL	RTU
Secondary Antibody	5 mL	RTU
Chromogen Component A	0.2 mL	RTU
Chromogen Component B	4 mL	RTU
Signal Enhancer	5 mL	RTU
Counter Staining Reagent	5 mL	RTU
Mounting Media	5 mL	RTU
Control Slide	1 slide (Optional)	FFPE
Datasheet	1 Copy	
Manual	1 Copy	

Storage Instructions

All the reagents are stored at 2-8°C. The kit is stable for 6 months from the date of receipt.

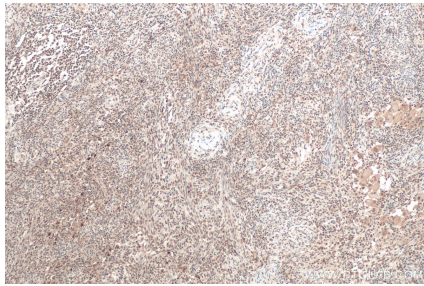
Background

NR4A2 belongs to the orphan nuclear receptor (NR) family referred to as NR4A family, which have been implicated in cell cycle regulation, apoptosis, inflammation, metabolism and more recently in carcinogenesis. NR4A2 also has a role in the expression of several proteins that are necessary for the synthesis and regulation of DA, such as tyrosine hydroxylase, DA transporter, vesicular monoamine transporter 2, and cRET. Act as a transcriptional regulator, NR4A2 is essential for the differentiation and maintenance of meso-diencephalic mdDA neurons during development. It is crucial for expression of a set of genes such as SLC6A3, SLC18A2, TH and DRD2 which are essential for development of mdDA neurons.

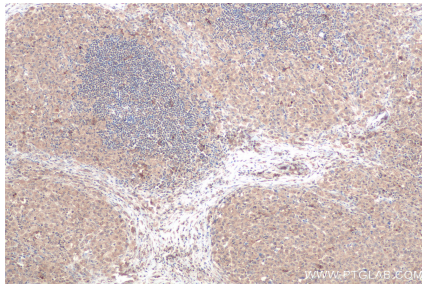
Synonyms

HZF 3, NOT, NR4A2, NURR1, Orphan nuclear receptor NURR1, RNR1, TINUR

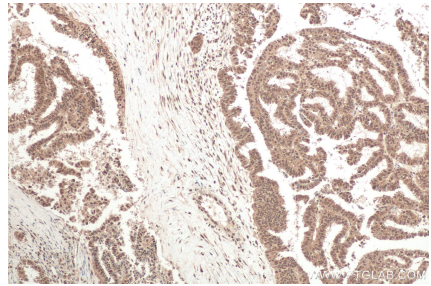
Selected Validation Data



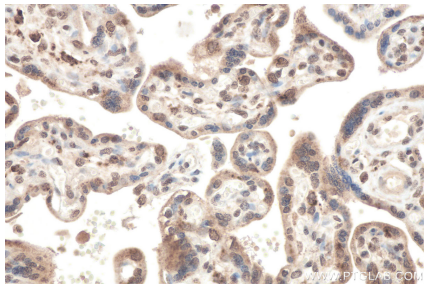
Immunohistochemical analysis of paraffin-embedded human cervical cancer tissue slide using KHC0803 (NR4A2 IHC Kit).



Immunohistochemical analysis of paraffin-embedded human lymphoma tissue slide using KHC0803 (NR4A2 IHC Kit).



Immunohistochemical analysis of paraffin-embedded human ovary tumor tissue slide using KHC0803 (NR4A2 IHC Kit).



Immunohistochemical analysis of paraffin-embedded human placenta tissue slide using KHC0803 (NR4A2 IHC Kit).