

IHCeasy[®] TPM4 Ready-To-Use IHC Kit

Catalog Number: **KHC0660**

General Information

Sample type:
FFPE tissue
Cited sample type:
Reactivity:
Human, Mouse, Rat
Cited Reactivity:

Assay type:
Immunohistochemistry
Primary antibody type:
Mouse Monoclonal
Secondary antibody type:
Polymer-HRP-Goat anti-Mouse

Kit Component

Component	Size	Concentration
Antigen Retrieval Buffer	100 mL	50×
Washing Buffer	100 mL ×2	20×
Blocking Buffer	5 mL	RTU
Primary Antibody	5 mL	RTU
Secondary Antibody	5 mL	RTU
Chromogen Component A	0.2 mL	RTU
Chromogen Component B	4 mL	RTU
Signal Enhancer	5 mL	RTU
Counter Staining Reagent	5 mL	RTU
Mounting Media	5 mL	RTU
Control Slide	1 slide (Optional)	FFPE
Datasheet	1 Copy	
Manual	1 Copy	

Storage Instructions

All the reagents are stored at 2-8°C. The kit is stable for 6 months from the date of receipt.

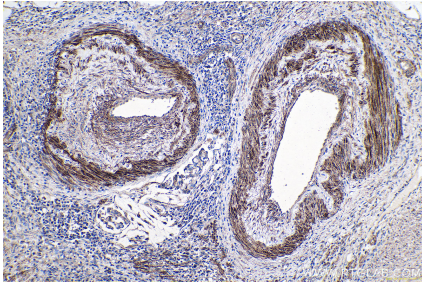
Background

TPM4 is a member of tropomyosins (TPMs), a multi-gene family of actin-binding proteins present in all eukaryotic cells. In muscle, TPMs are responsible for mediating contraction via regulation of the actin-myosin interaction. As to non-muscle cells, its proposed role is to stabilize the actin filaments by modulating the interaction with proteins that are responsible for the regulation of actin dynamics.

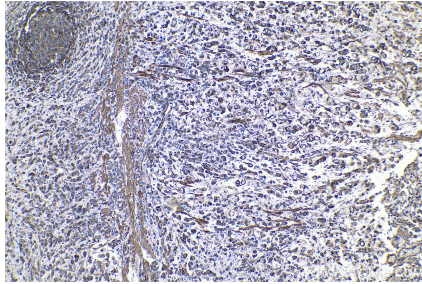
Synonyms

TM30p1, TPM4, tropomyosin 4, Tropomyosin alpha 4 chain

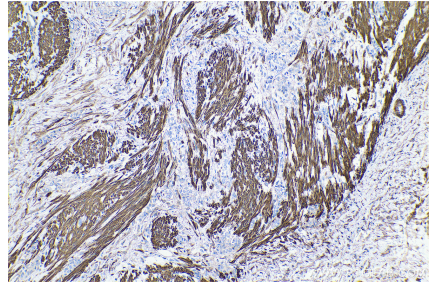
Selected Validation Data



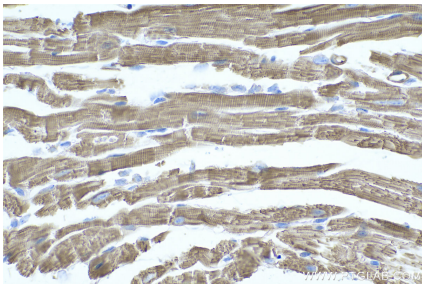
Immunohistochemical analysis of paraffin-embedded human colon cancer tissue slide using KHC0660 (TPM4 IHC Kit).



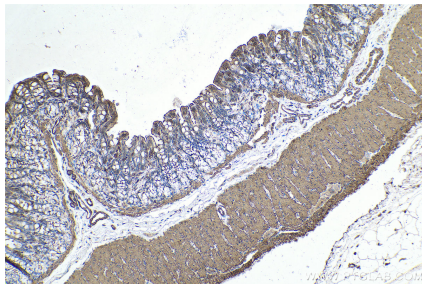
Immunohistochemical analysis of paraffin-embedded human stomach cancer tissue slide using KHC0660 (TPM4 IHC Kit).



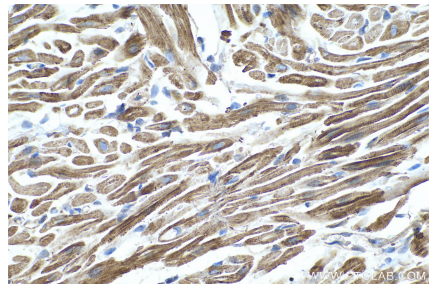
Immunohistochemical analysis of paraffin-embedded human urothelial carcinoma tissue slide using KHC0660 (TPM4 IHC Kit).



Immunohistochemical analysis of paraffin-embedded mouse heart tissue slide using KHC0660 (TPM4 IHC Kit).



Immunohistochemical analysis of paraffin-embedded rat colon tissue slide using KHC0660 (TPM4 IHC Kit).



Immunohistochemical analysis of paraffin-embedded rat heart tissue slide using KHC0660 (TPM4 IHC Kit).