

# IHC*easy* HSP90AB1 Ready-To-Use IHC Kit

Catalog Number: **KHC0564**

## General Information

Sample type:  
FFPE tissue  
Cited sample type:  
Reactivity:  
Human, Mouse, Rat  
Cited Reactivity:

Assay type:  
Immunohistochemistry  
Primary antibody type:  
Mouse Monoclonal  
Secondary antibody type:  
Polymer-HRP-Goat anti-Mouse

## Kit Component

Component	Size	Concentration
Antigen Retrieval Buffer	100 mL	50×
Washing Buffer	100 mL ×2	20×
Blocking Buffer	5 mL	RTU
Primary Antibody	5 mL	RTU
Secondary Antibody	5 mL	RTU
Chromogen Component A	0.2 mL	RTU
Chromogen Component B	4 mL	RTU
Signal Enhancer	5 mL	RTU
Counter Staining Reagent	5 mL	RTU
Mounting Media	5 mL	RTU
Control Slide	1 slide (Optional)	FFPE
Datasheet	1 Copy	
Manual	1 Copy	

## Storage Instructions

All the reagents are stored at 2-8°C. The kit is stable for 6 months from the date of receipt.

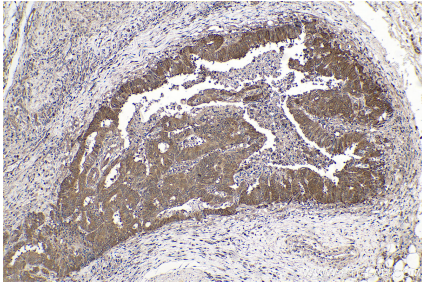
## Background

HSP90AB1, also known as HSP90 beta, is a member of HSP90 family which includes cytosolic HSP90 alpha (HSP90AA1) and HSP90 beta, endoplasmic reticulum related GRP74, mitochondrial TRAP1. HSP90 proteins play a versatile role in cell regulation, forming complexes with a large number of cellular kinases, transcription factors, and other molecules. Upregulation of HSP90AB1 has been found in various cancers.

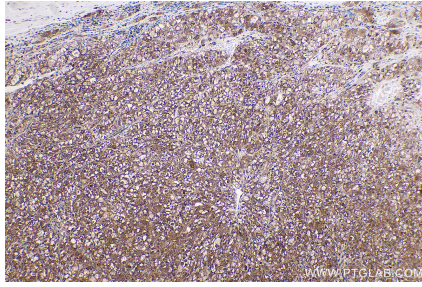
## Synonyms

D6S182, FLJ26984, Heat shock 84 kDa, Heat shock protein HSP 90 beta, HS90B, HSP 84, HSP 90, HSP84, HSP90 BETA, HSP90AB1, HSP90B, HSPC2, HSPCB

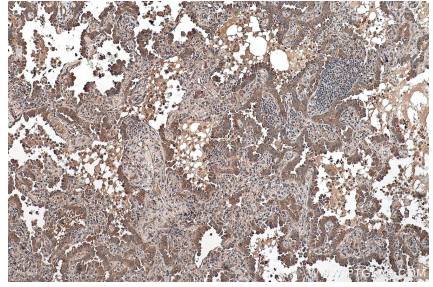
## Selected Validation Data



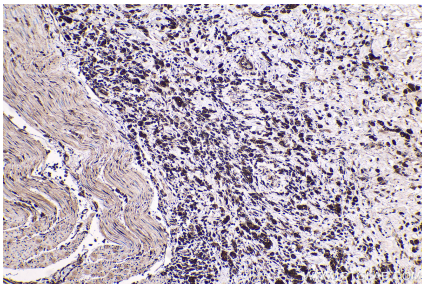
Immunohistochemical analysis of paraffin-embedded human colon cancer tissue slide using KHC0564 (HSP90AB1 IHC Kit).



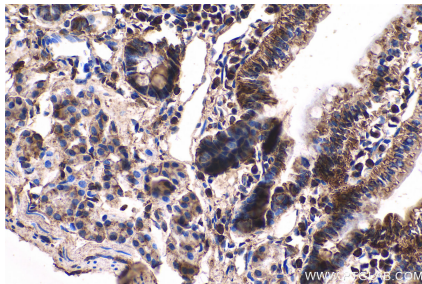
Immunohistochemical analysis of paraffin-embedded human liver cancer tissue slide using KHC0564 (HSP90AB1 IHC Kit).



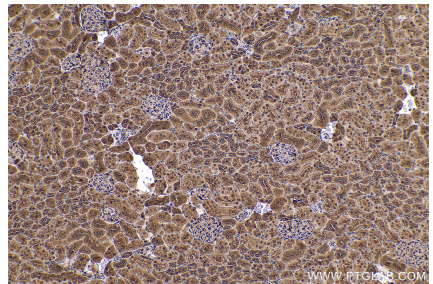
Immunohistochemical analysis of paraffin-embedded human lung cancer tissue slide using KHC0564 (HSP90AB1 IHC Kit).



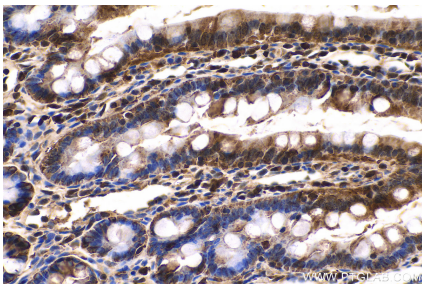
Immunohistochemical analysis of paraffin-embedded human stomach cancer tissue slide using KHC0564 (HSP90AB1 IHC Kit).



Immunohistochemical analysis of paraffin-embedded mouse small intestine tissue slide using KHC0564 (HSP90AB1 IHC Kit).



Immunohistochemical analysis of paraffin-embedded rat kidney tissue slide using KHC0564 (HSP90AB1 IHC Kit).



Immunohistochemical analysis of paraffin-embedded rat small intestine tissue slide using KHC0564 (HSP90AB1 IHC Kit).