

IHC*easy* OTC Ready-To-Use IHC Kit

Catalog Number: **KHC0493**

General Information

Sample type:
FFPE tissue
Cited sample type:
Reactivity:
Human
Cited Reactivity:

Assay type:
Immunohistochemistry
Primary antibody type:
Mouse Monoclonal
Secondary antibody type:
Polymer-HRP-Goat anti-Mouse

Kit Component

Component	Size	Concentration
Antigen Retrieval Buffer	100 mL	50×
Washing Buffer	100 mL ×2	20×
Blocking Buffer	5 mL	RTU
Primary Antibody	5 mL	RTU
Secondary Antibody	5 mL	RTU
Chromogen Component A	0.2 mL	RTU
Chromogen Component B	4 mL	RTU
Signal Enhancer	5 mL	RTU
Counter Staining Reagent	5 mL	RTU
Mounting Media	5 mL	RTU
Control Slide	1 slide (Optional)	FFPE
Datasheet	1 Copy	
Manual	1 Copy	

Storage Instructions

All the reagents are stored at 2-8°C. The kit is stable for 6 months from the date of receipt.

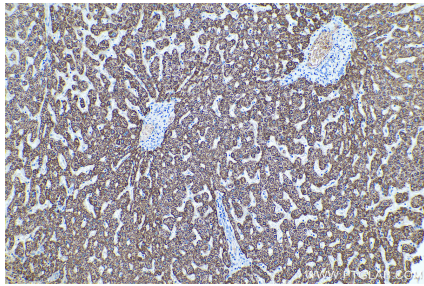
Background

Ornithine transcarbamylase (OTC) is a liver and intestinal mucosa-located, intramitochondrial, rate-limiting enzyme in the urea cycle. It catalyzes the reaction that converts ornithine and carbamoyl phosphate into citrulline, which is the second step of the urea cycle, to detoxify the ammonia produced from amino acid catabolism.

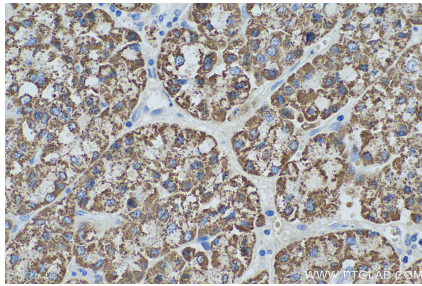
Synonyms

OCTD, ornithine carbamoyltransferase, Ornithine transcarbamylase, OTC, OTCase

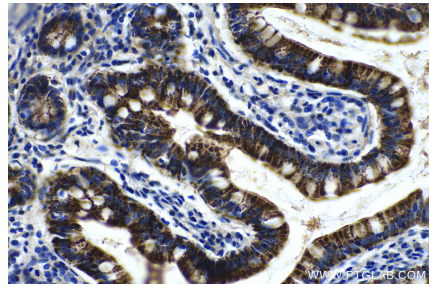
Selected Validation Data



Immunohistochemical analysis of paraffin-embedded human liver tissue slide using KHC0493 (OTC IHC Kit).



Immunohistochemical analysis of paraffin-embedded human liver cancer tissue slide using KHC0493 (OTC IHC Kit).



Immunohistochemical analysis of paraffin-embedded human small intestine tissue slide using KHC0493 (OTC IHC Kit).