

IHC*easy* ANXA1 Ready-To-Use IHC Kit

Catalog Number: **KHC0399**

General Information

Sample type:
FFPE tissue
Cited sample type:
Reactivity:
Human
Cited Reactivity:

Assay type:
Immunohistochemistry
Primary antibody type:
Mouse Monoclonal
Secondary antibody type:
Polymer-HRP-Goat anti-Mouse

Kit Component

Component	Size	Concentration
Antigen Retrieval Buffer	100 mL	50×
Washing Buffer	100 mL ×2	20×
Blocking Buffer	5 mL	RTU
Primary Antibody	5 mL	RTU
Secondary Antibody	5 mL	RTU
Chromogen Component A	0.2 mL	RTU
Chromogen Component B	4 mL	RTU
Signal Enhancer	5 mL	RTU
Counter Staining Reagent	5 mL	RTU
Mounting Media	5 mL	RTU
Control Slide	1 slide (Optional)	FFPE
Datasheet	1 Copy	
Manual	1 Copy	

Storage Instructions

All the reagents are stored at 2-8°C. The kit is stable for 6 months from the date of receipt.

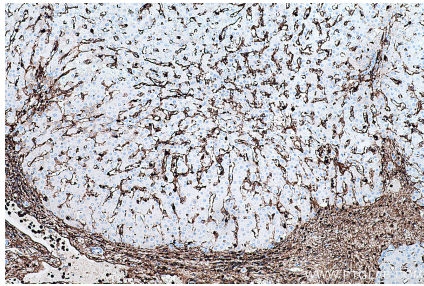
Background

ANXA1, also named as ANX1, LPC1 and p35, belongs to the annexin family. It is a member of the annexin family of Ca²⁺-binding and phospholipid-binding proteins, and it is particularly abundant in various populations of peripheral blood leukocytes. ANXA1 regulates phospholipase A2 activity. It seems to bind from two to four calcium ions with high affinity. ANXA1 is a pleiotrophic protein produced by many cell types including peripheral blood leukocytes.

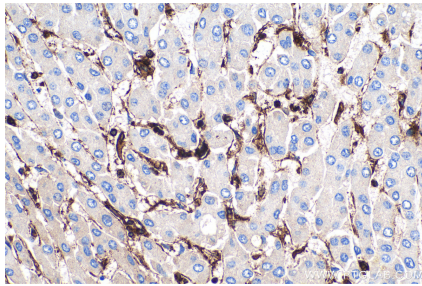
Synonyms

Annexin 1, annexin A1, Annexin I, ANX1, ANXA1, Calpactin 2, Calpactin II, Chromobindin 9, Lipocortin I, LPC1, p35

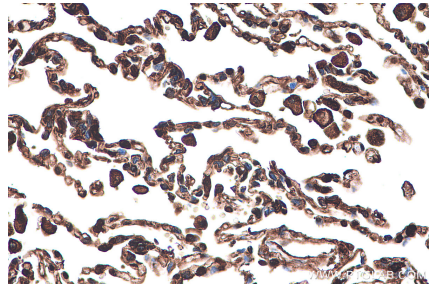
Selected Validation Data



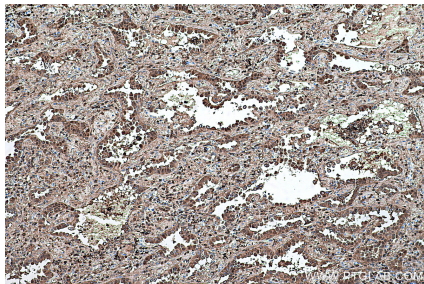
Immunohistochemical analysis of paraffin-embedded human liver tissue slide using KHC0399 (ANXA1 IHC Kit).



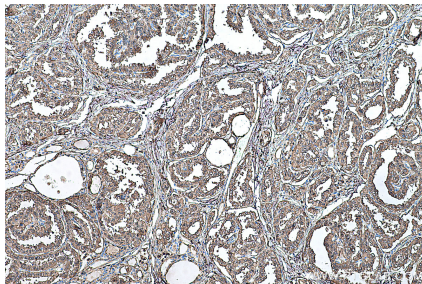
Immunohistochemical analysis of paraffin-embedded human liver cancer tissue slide using KHC0399 (ANXA1 IHC Kit).



Immunohistochemical analysis of paraffin-embedded human lung tissue slide using KHC0399 (ANXA1 IHC Kit).



Immunohistochemical analysis of paraffin-embedded human lung cancer tissue slide using KHC0399 (ANXA1 IHC Kit).



Immunohistochemical analysis of paraffin-embedded human thyroid cancer tissue slide using KHC0399 (ANXA1 IHC Kit).