

IHC*easy* MYH9 Ready-To-Use IHC Kit

Catalog Number: **KHC0365**

General Information

Sample type:
FFPE tissue
Cited sample type:
Reactivity:
Human
Cited Reactivity:

Assay type:
Immunohistochemistry
Primary antibody type:
Mouse Monoclonal
Secondary antibody type:
Polymer-HRP-Goat anti-Mouse

Kit Component

Component	Size	Concentration
Antigen Retrieval Buffer	100 mL	50×
Washing Buffer	100 mL ×2	20×
Blocking Buffer	5 mL	RTU
Primary Antibody	5 mL	RTU
Secondary Antibody	5 mL	RTU
Chromogen Component A	0.2 mL	RTU
Chromogen Component B	4 mL	RTU
Signal Enhancer	5 mL	RTU
Counter Staining Reagent	5 mL	RTU
Mounting Media	5 mL	RTU
Control Slide	1 slide (Optional)	FFPE
Datasheet	1 Copy	
Manual	1 Copy	

Storage Instructions

All the reagents are stored at 2-8°C. The kit is stable for 6 months from the date of receipt.

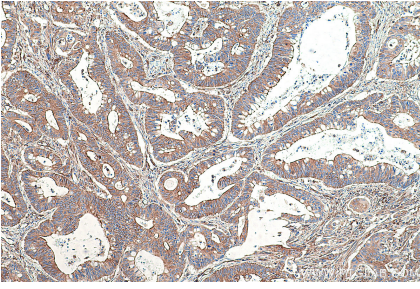
Background

MYH9 (Myosin-9) appears to play a role in cytokinesis, cell shape, and specialized functions such as secretion and capping. MYH9 is a hexameric protein that consists of two heavy chains and two pairs of non-identical light chains, a pair of essential or alkali light chains, and a pair of regulatory light chains.

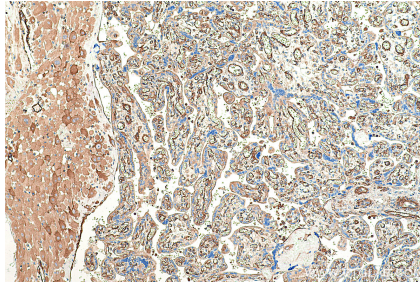
Synonyms

DFNA17, EPSTS, FTNS, MHA, MYH9, Myosin 9, Myosin heavy chain 9

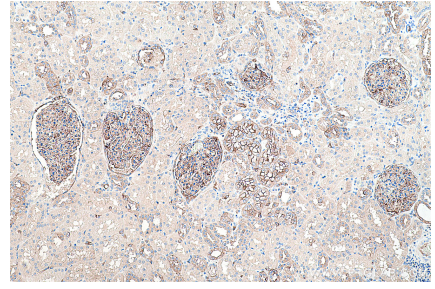
Selected Validation Data



Immunohistochemical analysis of paraffin-embedded human colon cancer tissue slide using KHC0365 (MYH9 IHC Kit).



Immunohistochemical analysis of paraffin-embedded human placenta tissue slide using KHC0365 (MYH9 IHC Kit).



Immunohistochemical analysis of paraffin-embedded human kidney tissue slide using KHC0365 (MYH9 IHC Kit).