

# IHCeasy Adiponectin Ready-To-Use IHC Kit

Catalog Number: **KHC0240**

## General Information

Sample type:  
FFPE tissue  
Cited sample type:  
Reactivity:  
Human, Mouse, Rat  
Cited Reactivity:

Assay type:  
Immunohistochemistry  
Primary antibody type:  
Mouse Monoclonal  
Secondary antibody type:  
Polymer-HRP-Goat anti-Mouse

## Kit Component

Component	Size	Concentration
Antigen Retrieval Buffer	100 mL	50×
Washing Buffer	100 mL ×2	20×
Blocking Buffer	5 mL	RTU
Primary Antibody	5 mL	RTU
Secondary Antibody	5 mL	RTU
Chromogen Component A	0.2 mL	RTU
Chromogen Component B	4 mL	RTU
Signal Enhancer	5 mL	RTU
Counter Staining Reagent	5 mL	RTU
Mounting Media	5 mL	RTU
Control Slide	1 slide (Optional)	FFPE
Datasheet	1 Copy	
Manual	1 Copy	

## Storage Instructions

All the reagents are stored at 2-8°C. The kit is stable for 6 months from the date of receipt.

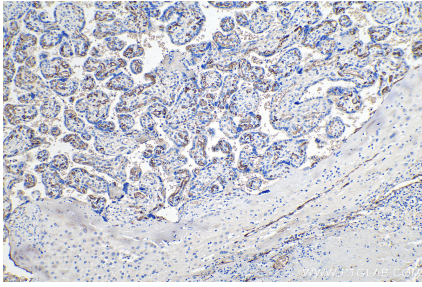
## Background

Adiponectin (AdipoQ), an adipocyte-derived hormone, is one of the most abundant adipokines in the blood circulation. Adiponectin modulates a number of metabolic processes, including improving INS sensitivity and anti-inflammatory activity. The role of AdipoQ in reproduction is not yet fully understood, but the expression of AdipoQ in reproductive tissues has been observed in various animals and humans, including chicken testis, bovine ovary, and human placenta. Adiponectin exerts its effects by activating a range of different signaling molecules via binding to two transmembrane AdipoQ receptors, AdipoR1 and AdipoR2. AdipoR1 is expressed primarily in the skeletal muscle, whereas AdipoR2 is predominantly expressed in the liver. AdipoQ May play a role in cell growth, angiogenesis and tissue remodeling by binding and sequestering various growth factors.

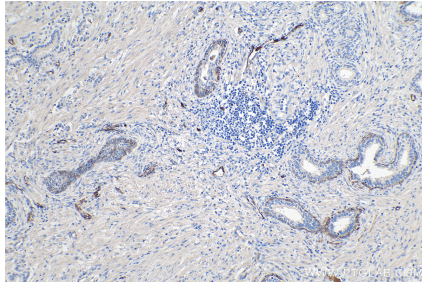
## Synonyms

ACDC, ACRP30, adiponectin, ADIPOQ, ADIPQTL1, ADPN, APM 1, APM1, GBP28, Gelatin binding protein

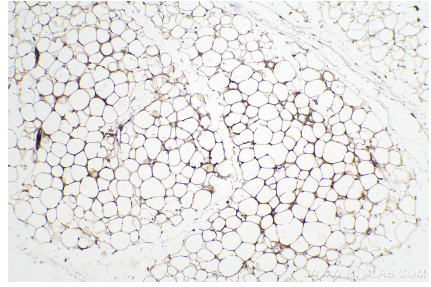
## Selected Validation Data



Immunohistochemical analysis of paraffin-embedded human placenta tissue slide using KHC0240 (Adiponectin IHC Kit).



Immunohistochemical analysis of paraffin-embedded human prostate cancer tissue slide using KHC0240 (Adiponectin IHC Kit).



Immunohistochemical analysis of paraffin-embedded mouse brown adipose tissue slide using KHC0240 (Adiponectin IHC Kit).