

IHC*easy* Band 3/AE1 Ready-To-Use IHC Kit

Catalog Number: **KHC0200**

General Information

Sample type:
FFPE tissue
Cited sample type:
Reactivity:
Human
Cited Reactivity:

Assay type:
Immunohistochemistry
Primary antibody type:
Mouse Monoclonal
Secondary antibody type:
Polymer-HRP-Goat anti-Mouse

Kit Component

Component	Size	Concentration
Antigen Retrieval Buffer	100 mL	50×
Washing Buffer	100 mL ×2	20×
Blocking Buffer	5 mL	RTU
Primary Antibody	5 mL	RTU
Secondary Antibody	5 mL	RTU
Chromogen Component A	0.2 mL	RTU
Chromogen Component B	4 mL	RTU
Signal Enhancer	5 mL	RTU
Counter Staining Reagent	5 mL	RTU
Mounting Media	5 mL	RTU
Control Slide	1 slide (Optional)	FFPE
Datasheet	1 Copy	
Manual	1 Copy	

Storage Instructions

All the reagents are stored at 2-8°C. The kit is stable for 6 months from the date of receipt.

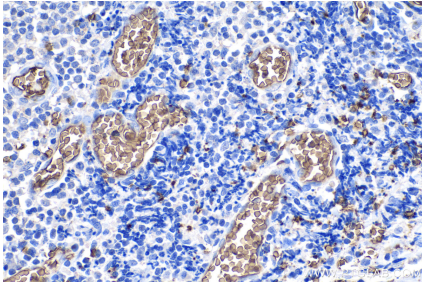
Background

Anion exchanger 1 (AE1), also known as band 3, is a 95-100 kDa transmembrane glycoprotein which is abundantly expressed in erythrocyte plasma membrane and mediates the electroneutral exchange of Cl⁻ and HCO₃⁻.

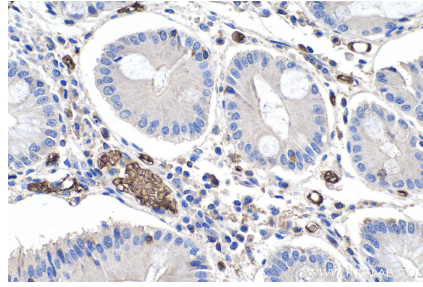
Synonyms

AE 1, AE1, Anion exchange protein 1, Anion exchanger 1, Band 3 anion transport protein, band 3/ AE1, BND3, CD233, DI, EMPB3, EPB3, FR, RTA1A, SLC4A1, SW, WD, WD1, WR

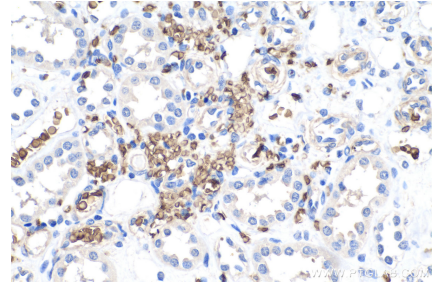
Selected Validation Data



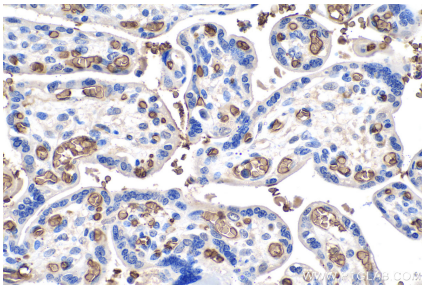
Immunohistochemical analysis of paraffin-embedded human tonsillitis tissue slide using KHCO200 (band 3/ AE1 IHC Kit).



Immunohistochemical analysis of paraffin-embedded human stomach cancer tissue slide using KHCO200 (band 3/ AE1 IHC Kit).



Immunohistochemical analysis of paraffin-embedded human kidney tissue slide using KHCO200 (band 3/ AE1 IHC Kit).



Immunohistochemical analysis of paraffin-embedded human placenta tissue slide using KHCO200 (band 3/ AE1 IHC Kit).