

IHCeasy Beta Catenin Ready-To-Use IHC Kit

Catalog Number: **KHC0008**

General Information

Sample type:
FFPE tissue
Cited sample type:
Reactivity:
Human, Mouse, Rat
Cited Reactivity:

Assay type:
Immunohistochemistry
Primary antibody type:
Mouse Monoclonal
Secondary antibody type:
Polymer-HRP-Goat anti-Mouse

Kit Component

Component	Size	Concentration
Antigen Retrieval Buffer	100 mL	50×
Washing Buffer	100 mL ×2	20×
Blocking Buffer	5 mL	RTU
Primary Antibody	5 mL	RTU
Secondary Antibody	5 mL	RTU
Chromogen Component A	0.2 mL	RTU
Chromogen Component B	4 mL	RTU
Signal Enhancer	5 mL	RTU
Counter Staining Reagent	5 mL	RTU
Mounting Media	5 mL	RTU
Control Slide	1 slide (Optional)	FFPE
Datasheet	1 Copy	
Manual	1 Copy	

Storage Instructions

All the reagents are stored at 2-8°C. The kit is stable for 6 months from the date of receipt.

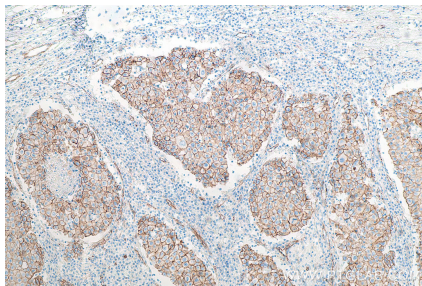
Background

β -Catenin, also known as CTNNB1, is an evolutionarily conserved, multifunctional intracellular protein. β -Catenin was originally identified in cell adherens junctions (AJs) where it functions to bridge the cytoplasmic domain of cadherins to α -catenin and the actin cytoskeleton. Besides its essential role in the AJs, β -catenin is also a key downstream component of the canonical Wnt pathway that plays diverse and critical roles in embryonic development and adult tissue homeostasis. The Wnt/ β -catenin pathway is also involved in the activation of other intracellular messengers such as calcium fluxes, JNK, and SRC kinases. Deregulation of β -catenin activity is associated with multiple diseases including cancers.

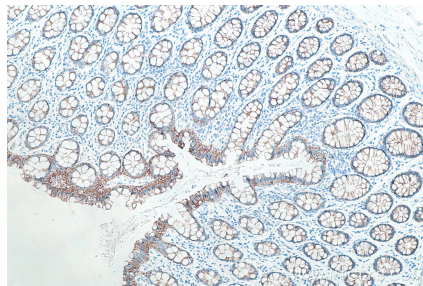
Synonyms

b cat, Beta catenin, beta-Catenin, Catenin beta 1, CTNNB, CTNNB1, PRO2286, β -Catenin

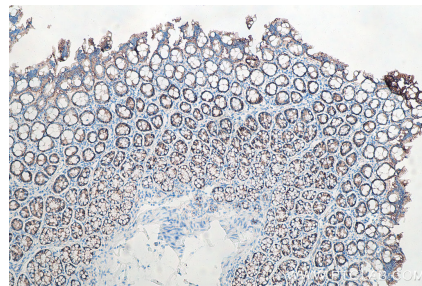
Selected Validation Data



Immunohistochemical analysis of paraffin-embedded human breast cancer tissue slide using KHC0008 (Beta Catenin IHC Kit)



Immunohistochemical analysis of paraffin-embedded human colon tissue slide using KHC0008 (Beta Catenin IHC Kit)



Immunohistochemical analysis of paraffin-embedded rat colon tissue slide using KHC0008 (Beta Catenin IHC Kit)