

FlexAble 2.0 CoraLite® Plus 555 Antibody Labeling Kit for Rat Kappa Light Chain

Catalog Number: KFA622

产品介绍

Product name	FlexAble 2.0 CoraLite® Plus 555 Antibody Labeling Kit for Rat Kappa Light Chain
Assay type	Antibody labeling
Tested applications	IF, FC, WB
Species Reactivity	Rat Kappa Light Chain
Antibody amount per labeling reaction	0.5 µg antibody
Conjugate	CoraLite® Plus 555
Excitation / Emission maxima wavelengths	554 nm/ 570 nm

产品成分

Component	10 rxns	50 rxns	200 rxns
CoraLite® Plus 555 FlexLinker 2.0 for Rat Kappa Light Chain	10 µL	50 µL	200 µL
FlexQuencher for Rat Kappa Light Chain	20 µL	100 µL	400 µL
FlexBuffer	100 µL	500 µL	2000 µL

包装规格

10/50/200 reactions

保存条件

Store for 1 year at -20°C or for 6 months at +4°C after shipment. Avoid exposure to light.

其他

Q: What is the difference between FlexAble and FlexAble 2.0 products?

A: FlexAble 2.0 has been improved to allow for more dyes per FlexLinker than the previous version of the kit. This results in an increased signal per antibody.

Q: What are the FlexLinker, FlexQuencher and FlexBuffer?

A: The FlexLinker is a small polypeptide to which dyes are covalently conjugated that can label unconjugated primary antibodies. The FlexQuencher is an Fc-containing fragment that neutralizes the excess FlexLinker. The FlexBuffer is a PBS-based buffer.

Q: What is the largest quantity I can label?

A: With a standard kit size (50 reactions), you can label 25 µg of one antibody or up to 50 different antibodies. You can easily scale up the antibody amount per labeling approach.

Q: What is the lowest concentration of my primary antibody that I can use?

A: Our protocol uses 0.5 µg of primary antibody in 7 µL, which ends up at 0.07 mg/mL. If the concentration of your antibody is lower, you can also use a larger volume than 7 µL.

Q: Can I label primary antibodies stored in BSA, glycerol, Tris buffer and/or preservatives?

A: Yes, FlexAble Antibody Labeling Kits have been validated with carriers and amine buffers. Neither BSA nor amine buffers, in any chosen concentration, interfere with the labeling. 50% glycerol as well as preservatives like sodium azide are also compatible with the kit.

Q: How many different primary antibodies can I label with one kit?

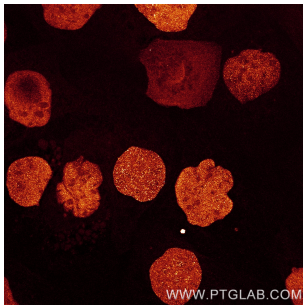
A: You can label up to 50 different antibodies with our FlexAble 50 rxn Kit, and up to 10 antibodies with our FlexAble 10 rxn Kit.

Q: Will I observe cross-reactivity/leaking when I use two FlexAble-labeled antibodies from the same species during multiplexing?

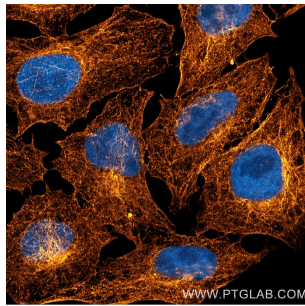
A: FlexAble labels primary antibodies with a high affinity FlexLinker. Dissociation of FlexLinker from one antibody and association to another antibody is rare. If you observe leaking, we recommend adding more FlexQuencher to remove unbound FlexLinker, or you can try sequential staining of the labeled antibodies.

[More FAQs](#)

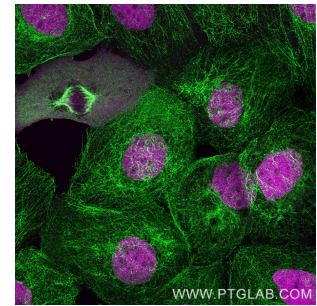
Validation Data



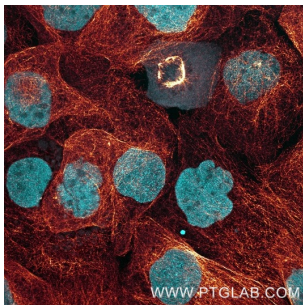
PFA-fixed and permeabilized A431 cells were stained with rat anti-RPA32 antibody labeled with FlexAble 2.0 CoraLite® Plus 555 Kit (KFA622, orange glow). Confocal images were acquired with a 63x oil objective and post-processed.



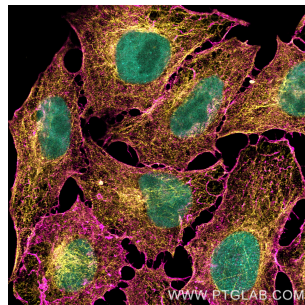
PFA-fixed and permeabilized HeLa cells were stained with rat anti-Tubulin antibody labeled with FlexAble 2.0 CoraLite® Plus 555 Kit (KFA622, orange glow). Nuclei are in blue. Confocal images were acquired with a 63x oil objective and post-processed.



PFA-fixed and permeabilized A431 cells were co-stained with rat anti-Tubulin antibody labeled with FlexAble 2.0 CoraLite® Plus 488 Kit (KFA621, green) and rat anti-RPA32 antibody labeled with FlexAble 2.0 CoraLite® Plus 555 Kit (KFA622, magenta). Confocal images were acquired with a 63x oil objective and post-processed.



PFA-fixed and permeabilized A431 cells were co-stained with rat anti-Tubulin antibody labeled with FlexAble 2.0 CoraLite® Plus 488 Kit (KFA621, orange glow) and rat anti-RPA32 antibody labeled with FlexAble 2.0 CoraLite® Plus 555 Kit (KFA622, cyan). Confocal images were acquired with a 63x oil objective and post-processed.



PFA-fixed and permeabilized HeLa cells were co-stained with rat anti-RPA32 antibody labeled with FlexAble 2.0 CoraLite® Plus 488 Kit (KFA621, cyan), rat anti-Tubulin antibody labeled with FlexAble 2.0 CoraLite® Plus 555 Kit (KFA622, orange) and rat anti-CD44 antibody (65117-1-Ig) labeled with FlexAble 2.0 CoraLite® Plus 647 Kit (KFA623, magenta). Confocal images were acquired with a 63x oil objective and post-processed.