

For Research Use Only

# FlexAble CoraLite® Plus 488 Antibody Labeling Kit for Human IgG

Catalog Number: KFA104



## 产品介绍

FlexAble CoraLite® Plus 488 Antibody Labeling Kit for Human IgG is a novel antibody labeling kit that uses an affinity linker to conjugate CoraLite® Plus 488 in any buffer condition to Human IgG primary antibodies from any supplier. One labeling reaction requires only 0.5 µg of antibody – regardless of the antibody concentration. Label your Human IgG antibody in <10 min without any additional equipment.

Product name	FlexAble CoraLite® Plus 488 Antibody Labeling Kit for Human IgG
Assay type	Antibody labeling
Tested applications	IF, FC, WB
Species Reactivity	Human IgG
Antibody amount per labeling reaction	0.5 µg antibody
Conjugate	CoraLite® Plus 488
Excitation / Emission maxima wavelengths	493 nm / 522 nm

## 产品成分

Component	10 rxns	50 rxns	4×50 rxns
CoraLite® Plus 488 FlexLinker for Human IgG	10 µL	50 µL	4×50 µL
FlexQuencher for Human IgG	20 µL	100 µL	4×100 µL
FlexBuffer	100 µL	500 µL	4×500 µL

## 包装规格

10/50/4×50 reactions

## 保存条件

Store for 1 year at -20°C or for 6 months at +4°C after shipment. Avoid exposure to light.

## 其他

Q: What are the FlexLinker, FlexQuencher and FlexBuffer?

A: The FlexLinker is a small polypeptide to which dyes are covalently conjugated that can label unconjugated primary antibodies. The FlexQuencher is an Fc-containing fragment that neutralizes the excess FlexLinker. The FlexBuffer is a PBS-based buffer.

Q: What is the largest quantity I can label?

A: With a standard kit size (50 reactions), you can label 25 µg of one antibody or up to 50 different antibodies. You can easily scale up the antibody amount per labeling approach.

Q: What is the lowest concentration of my primary antibody that I can use?

A: Our protocol uses 0.5 µg of primary antibody in 7 µL, which ends up at 0.07 mg/mL. If the concentration of your antibody is lower, you can also use a larger volume than 7 µL.

Q: Can I label primary antibodies stored in BSA, glycerol, Tris buffer and/or preservatives?

A: Yes, FlexAble Antibody Labeling Kits have been validated with carriers and amine buffers. Neither BSA nor amine buffers, in any chosen concentration, interfere with the labeling. 50% glycerol as well as preservatives like sodium azide are also compatible with the kit.

Q: How many different primary antibodies can I label with one kit?

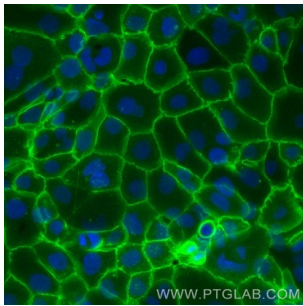
A: You can label up to 50 different antibodies with our FlexAble 50 rxn Kit, and up to 10 antibodies with our FlexAble 10 rxn Kit.

Q: Will I observe cross-reactivity/leaking when I use two FlexAble-labeled antibodies from the same species during multiplexing?

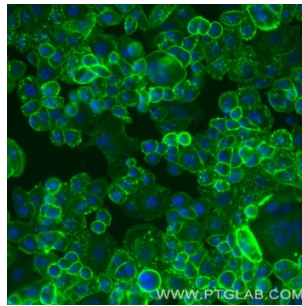
A: FlexAble labels primary antibodies with a high affinity FlexLinker. Dissociation of FlexLinker from one antibody and association to another antibody is rare. If you observe leaking, we recommend adding more FlexQuencher to remove unbound FlexLinker, or you can try sequential staining of the labeled antibodies.

[More FAQs](#)

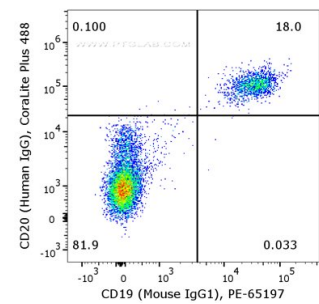
## Validation Data



Live A431 cells were immunostained with anti-EGFR (cetuximab biosimilar) labeled with FlexAble CoraLite Plus 488 Antibody Labeling Kit for Human IgG (KFA104). Nuclei are in blue. Epifluorescence images were acquired with a 20x objective and post-processed.



Live SKBR-3 cells immunostained with anti-HER2 (trastuzumab biosimilar) labeled with FlexAble CoraLite Plus 488 Antibody Labeling Kit for Human IgG (KFA104). Nuclei are in blue. Epifluorescence images were acquired with a 20x objective and post-processed.



Flow cytometry of PBMC.  $1 \times 10^6$  human peripheral blood mononuclear cells (PBMCs) were stained with anti-human CD20 (Human IgG1) labeled with FlexAble CoraLite® Plus 488 Kit (KFA104) and anti-human CD19 (Mouse IgG1, clone 4G7) conjugated with PE (PE-65197).