

For Research Use Only

# FlexAble CoraLite® Plus 405 Antibody Labeling Kit for Mouse IgG2a

Catalog Number: KFA046



## Product Information

Product name	FlexAble CoraLite® Plus 405 Antibody Labeling Kit for Mouse IgG2a
Assay type	Antibody labeling
Tested applications	IF, FC
Species Reactivity	Mouse IgG2a
Antibody amount per labeling reaction	0.5 µg antibody
Conjugate	CoraLite® Plus 405
Excitation / Emission maxima wavelengths	399 nm / 422 nm

## Kit Components

Component	10 rxns	50 rxns	4×50 rxns
CoraLite® Plus 405 FlexLinker for Mouse IgG2a	10 µL	50 µL	4×50 µL
FlexQuencher for Mouse IgG2a	20 µL	100 µL	4×100 µL
FlexBuffer	100 µL	500 µL	4×500 µL

## 包装规格

10/50/4×50 reactions

## Storage Condition

Store for 1 year at -20°C or for 6 months at +4°C upon receipt. Avoid exposure to light.

## FAQ

Q: What are the FlexLinker, FlexQuencher and FlexBuffer?

A: The FlexLinker is a small polypeptide to which dyes are covalently conjugated that can label unconjugated primary antibodies. The FlexQuencher is an Fc-containing fragment that neutralizes the excess FlexLinker. The FlexBuffer is a PBS-based buffer.

Q: What is the largest quantity I can label?

A: With a standard kit size (50 reactions), you can label 25 µg of one antibody or up to 50 different antibodies. You can easily scale up the antibody amount per labeling approach.

Q: What is the lowest concentration of my primary antibody that I can use?

A: Our protocol uses 0.5 µg of primary antibody in 7 µL, which ends up at 0.07 mg/mL. If the concentration of your antibody is lower, you can also use a larger volume than 7 µL.

Q: Can I label primary antibodies stored in BSA, glycerol, Tris buffer and/or preservatives?

A: Yes, FlexAble Antibody Labeling Kits have been validated with carriers and amine buffers. Neither BSA nor amine buffers, in any chosen concentration, interfere with the labeling. 50% glycerol as well as preservatives like sodium azide are also compatible with the kit.

Q: How many different primary antibodies can I label with one kit?

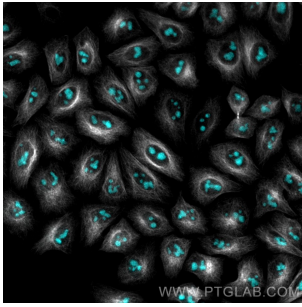
A: You can label up to 50 different antibodies with our FlexAble 50 rxn Kit, and up to 10 antibodies with our FlexAble 10 rxn Kit.

Q: Will I observe cross-reactivity/leaking when I use two FlexAble-labeled antibodies from the same species during multiplexing?

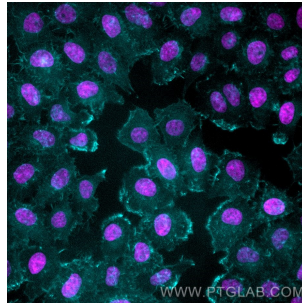
A: FlexAble labels primary antibodies with a high affinity FlexLinker. Dissociation of FlexLinker from one antibody and association to another antibody is rare. If you observe leaking, we recommend adding more FlexQuencher to remove unbound FlexLinker, or you can try sequential staining of the labeled antibodies.

[More FAQs](#)

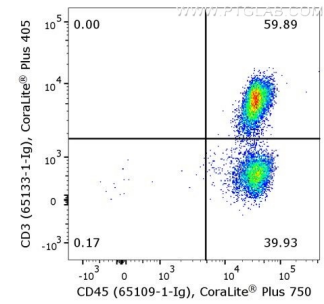
## Validation Data



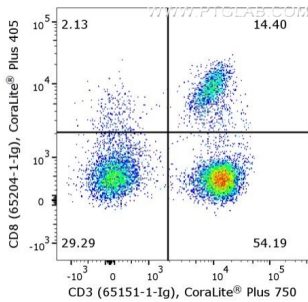
PFA-fixed HeLa cells were stained with anti-GNL3 (67169-1-Ig) labeled with FlexAble CoraLite® Plus 405 Kit (KFA046, cyan) and anti-Tubulin (66240-1-Ig) labeled with FlexAble CoraLite® Plus 750 Kit (KFA044, grey). Epifluorescence images were acquired with a 20x objective and post-processed.



PFA-fixed HeLa cells were stained with anti-Actin labeled with FlexAble CoraLite® Plus 405 Kit (KFA046, cyan) and Sytox Deep Red (cell nuclei, magenta). Epifluorescence images were acquired with a 20x objective and post-processed.



Flow cytometry of PBMC.  $1 \times 10^6$  human peripheral blood mononuclear cells (PBMCs) were stained with anti-human CD45 (clone HI30, 65109-1-Ig) labeled with FlexAble CoraLite® Plus 750 Kit (KFA024) and anti-human CD3 (clone OKT3, 65133-1-Ig) labeled with FlexAble CoraLite® Plus 405 Kit (KFA046).



Flow cytometry of PBMC.  $1 \times 10^6$  human peripheral blood mononuclear cells (PBMCs) were stained with anti-human CD3 (clone UCHT1, 65151-1-Ig) labeled with FlexAble CoraLite® Plus 750 Kit (KFA024) and anti-human CD8 (clone UCHT4, 65204-1-Ig) labeled with FlexAble CoraLite® Plus 405 Kit (KFA046).