

For Research Use Only

# MultiPro™ 5CFLX Anti-Human CD44 (F10-44-2)



Catalog Number: G65063-1-5C

## Basic Information

<b>Catalog Number:</b> G65063-1-5C	<b>GenBank Accession Number:</b> BC004372	<b>CloneNo.:</b> F10-44-2
<b>Size:</b> 500ug/mL	<b>GeneID (NCBI):</b> 960	<b>Conjugate:</b> 5CFLX
<b>Source:</b> Mouse	<b>ENSEMBL Gene ID:</b> ENSG00000026508	<b>Full Oligo Sequence:</b> CGGAGATGTGTATAAGACAGAACAA GCGTGCCGATCCCATATAAGAAA
<b>Isotype:</b> IgG2a, kappa	<b>UNIPROT ID:</b> P16070	<b>Barcode Sequence:</b> AACAGCGTGCCGATT
	<b>Full Name:</b> MultiPro™ 5CFLX Anti-Human CD44 (F10-44-2)	

## Applications

**Tested Applications:**  
Single Cell (Intra), Single Cell

**Species Specificity:**  
Human

## Background Information

CD44 is a type I transmembrane glycoprotein expressed on embryonic stem cells and in various levels on other cell types including connective tissues and bone marrow. CD44 expression is also upregulated in subpopulations of cancer cells and is recognized as a molecular marker for cancer stem cells (PMID: 29747682). It is a cell-surface receptor that mediates cell-cell and cell-matrix interactions through its affinity for hyaluronic acid (HA) and possibly also through its affinity for other ligands (PMID: 10694938). Adhesion with HA plays an important role in cell migration, tumor growth and progression. CD44 is also involved in lymphocyte activation, recirculation and homing, and in hematopoiesis.

## Storage

**Storage:**  
2-8°C

**Storage Buffer:**  
PBS with 1mM EDTA and 0.09% sodium azide

For technical support and original validation data for this product please contact:

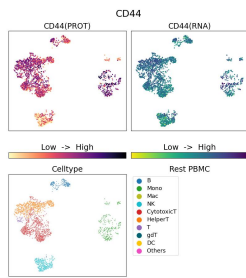
T: 4006900926

E: [Proteintech-CN@ptglab.com](mailto:Proteintech-CN@ptglab.com)

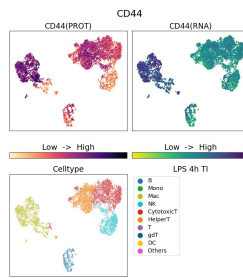
W: [ptgcn.com](http://ptgcn.com)

**This product is exclusively available under Proteintech Group brand and is not available to purchase from any other manufacturer.**

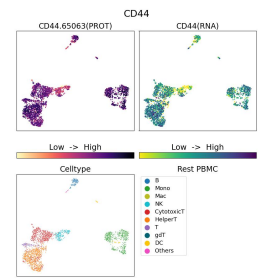
## Selected Validation Data



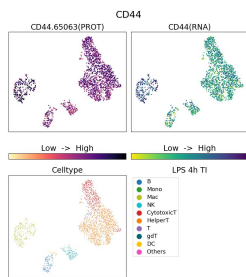
G65063-1-5C was used to stain Resting PBMC and analyzed with 10x Genomics Gene Expression Flex with Feature Barcodes and Multiplexing kit with Fix-Stain protocol.



G65063-1-5C was used to stain PBMC under 4hr LPS + TI treatment and analyzed with 10x Genomics Gene Expression Flex with Feature Barcodes and Multiplexing kit with Fix-Stain protocol.



G65063-1-5C was used to stain Resting PBMC and analyzed with 10x Genomics Gene Expression Flex with Feature Barcodes and Multiplexing kit with Stain-Fix protocol.



G65063-1-5C was used to stain PBMC under 4hr LPS + TI treatment and analyzed with 10x Genomics Gene Expression Flex with Feature Barcodes and Multiplexing kit with Stain-Fix protocol.