

For Research Use Only

# FcZero-rAb™ PerCP-Cyanine5.5 Anti-Human CD14 Rabbit Recombinant Antibody

Catalog Number:CPY5-FcA98040



## Basic Information

Catalog Number:

CPY5-FcA98040

Concentration:

100tests, 5 ul/test

Source:

Rabbit

Isotype:

IgG

Immunogen Catalog Number:

EG0498

GenBank Accession Number:

BC010507

GeneID (NCBI):

929

ENSEMBL Gene ID:

ENSG00000170458

UNIPROT ID:

P08571

Full Name:

CD14 molecule

Calculated MW:

375 aa, 40 kDa

Purification Method:

Protein A purification

CloneNo.:

230332D7

Recommended Dilutions:

FC: 5 ul per 10<sup>6</sup> cells in a 100 µl suspension

Excitation/Emission maxima wavelengths:

482 nm / 690nm

## Applications

Tested Applications:

FC

Species Specificity:

human, monkey, non-human primates

Positive Controls:

FC : human PBMCs, cynomolgus PBMCs

## Background Information

CD14 is a 50-55 kDa glycosylphosphatidylinositol-anchored glycoprotein preferentially expressed on monocytes and macrophages, and at lower levels on granulocytes (PMID: 3385210; 2462937; 7685797). CD14 can also exist as a soluble protein. CD14 acts as a co-receptor for bacterial liposaccharides (LPS) (PMID: 1698311). It plays a major role in the inflammatory response of monocytes to LPS.

## Storage

Storage:

Store at 2-8°C. Avoid exposure to light. Stable for one year after shipment.

Storage Buffer:

PBS with 0.09% sodium azide and 0.5% BSA, pH7.3

For technical support and original validation data for this product please contact:

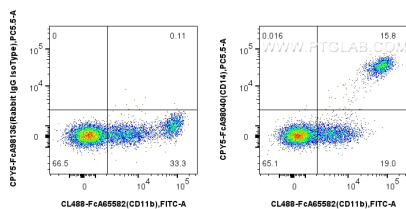
T: 4006900926

E: [Proteintech-CN@ptglab.com](mailto:Proteintech-CN@ptglab.com)

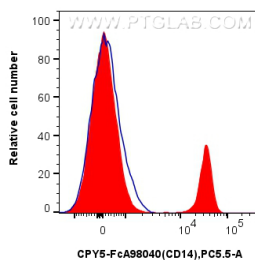
W: [ptgcn.com](http://ptgcn.com)

This product is exclusively available under Proteintech Group brand and is not available to purchase from any other manufacturer.

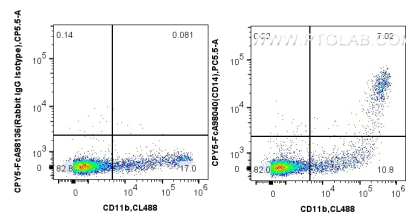
## Selected Validation Data



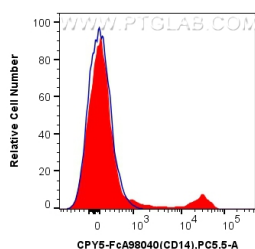
1x10<sup>6</sup> human PBMCs were surface stained with CoraLite® Plus 488 Anti-Human CD11b (ICRF44), and 5 ul PerCP-Cyanine5.5 Anti-Human CD14 Rabbit RecAb (CPY5-FcA98040, Clone: 230332D7) or Rabbit IgG Isotype Control RecAb (CPY5-FcA98136, Clone: 240953C9). Cells were incubated with MonoZero™ Monocytes blocking Reagent (PF00020) prior to staining. Cells were not fixed.



1x10<sup>6</sup> human PBMCs were surface stained with 5 ul PerCP-Cyanine5.5 Anti-Human CD14 Rabbit RecAb (CPY5-FcA98040, Clone: 230332D7) (red) or Rabbit IgG Isotype Control RecAb (CPY5-FcA98136, Clone: 240953C9) (blue). Cells were incubated with MonoZero™ Monocytes blocking Reagent (PF00020) prior to staining. Cells were not fixed.



1x10<sup>6</sup> cynomolgus PBMCs were surface stained with CoraLite® Plus 488 Anti-Mouse CD11b, and 5 ul PerCP-Cyanine5.5 Anti-Human CD14 Rabbit RecAb (CPY5-FcA98040, Clone: 230332D7) or FcZero-rAb™ PerCP-Cyanine5.5 Rabbit IgG Isotype Control Recombinant Antibody (CPY5-FcA98136, Clone: 240953C9). Cells were not fixed.



1x10<sup>6</sup> cynomolgus PBMCs were surface stained with 5 ul PerCP-Cyanine5.5 Anti-Human CD14 Rabbit RecAb (CPY5-FcA98040, Clone: 230332D7) (red) or FcZero-rAb™ PerCP-Cyanine5.5 Rabbit IgG Isotype Control Recombinant Antibody (CPY5-FcA98136, Clone: 240953C9) (blue). Cells were not fixed.