

For Research Use Only

# FcZero-rAb™ CoraLite® Plus 750 Anti-Mouse CD45.2 Rabbit Recombinant Antibody

Catalog Number: CL750-FcA98168



## Basic Information

Catalog Number:

CL750-FcA98168

Concentration:

100ug, 500 ug/ml

Source:

Rabbit

Isotype:

IgG

GenBank Accession Number:

GeneID (NCBI):

19264

Full Name:

protein tyrosine phosphatase, receptor type, C

Purification Method:

Protein A purification

CloneNo.:

240922E12

Recommended Dilutions:

FC: 0.25 ug per 10<sup>6</sup> cells in a 100 µl suspension

Excitation/Emission maxima wavelengths:

755 nm / 780 nm

## Applications

Tested Applications:

FC

Species Specificity:

mouse

Positive Controls:

FC : C57BL/6 mouse splenocytes, Transfected HEK-293T cells

## Background Information

CD45, also known as protein tyrosine phosphatase, receptor type C, is a type I transmembrane protein expressed on the surface of all haematopoietic cells with the exception of erythrocytes and platelets (PMID: 3489673; 28615666). CD45 is a pan-haematopoietic cell marker and has been shown to be essential for T- and B-cell activation and signalling (PMID: 9429890; 16378097). Allelic variants of mouse CD45, CD45.1 (Ly5.1) and CD45.2 (Ly5.1), have been established as a marker system to track haematopoietic cells following congenic mouse bone marrow transplants (PMID: 28615666). CD45.2 is the common form and is expressed by most of the established strains, while CD45.1 is found in only a few like the SJL mouse strain (PMID: 3489673).

## Storage

Storage:

Store at 2-8°C. Avoid exposure to light. Stable for one year after shipment.

Storage Buffer:

PBS with 0.09% sodium azide, pH7.3

For technical support and original validation data for this product please contact:

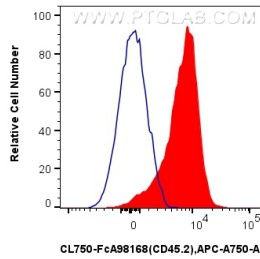
T: 4006900926

E: Proteintech-CN@ptglab.com

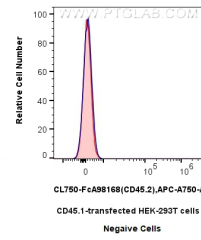
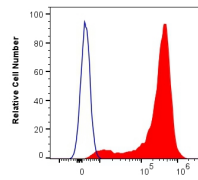
W: ptgcn.com

This product is exclusively available under Proteintech Group brand and is not available to purchase from any other manufacturer.

## Selected Validation Data



1x10<sup>6</sup> C57BL/6 mouse splenocytes were surface stained with 0.25 ug CoraLite® Plus 750 Anti-Mouse CD45.2 Rabbit RecAb (CL750-FcA98168, Clone: 240922E12) (red) or FcZero-rAb™ CoraLite® Plus 750 Rabbit IgG Isotype Control Recombinant Antibody (CL750-FcA98136, Clone: 240953C9) (blue). Cells were not fixed.



1x10<sup>6</sup> CD45.2 or CD45.1 transfected HEK-293T cells were surface stained with 0.25 ug CoraLite® Plus 750 Anti-Mouse CD45.2 Rabbit RecAb (CL750-FcA98168, Clone:240922E12) (blue) or FcZero-rAb™ CoraLite® Plus 750 Rabbit IgG Isotype Control Recombinant Antibody (CL750-FcA98136, Clone: 240953C9) (red). Cells were not fixed.