

For Research Use Only

FcZero-rAb® CoraLite® Plus 647 Anti-Mouse CD19 Rabbit Recombinant Antibody

Catalog Number: CL647-FcA98287



Basic Information

Catalog Number: CL647-FcA98287	GenBank Accession Number: NM_009844.2	Purification Method: Protein A purification
Concentration: 100ug, 500 ug/ml	GeneID (NCBI): 12478	CloneNo.: 242301C6
Source: Rabbit	UNIPROT ID: P25918	Recommended Dilutions: FC: 0.25 ug per 10 ⁶ cells in a 100 µl suspension
Isotype: IgG	Full Name: CD19 antigen	Excitation/Emission maxima wavelengths: 654 nm / 674 nm
Immunogen Catalog Number: EG3194	Calculated MW: 60 kDa	

Applications

Tested Applications: FC	Positive Controls: FC : mouse splenocytes,
Species Specificity: mouse	

Background Information

CD19 is a 95 kDa type I transmembrane glycoprotein belonging to the immunoglobulin superfamily (PMID: 2472450). It is expressed by B cells and follicular dendritic cells. CD19 is up-regulated at the step of B-lineage commitment during the differentiation of the hematopoietic stem cell, it remains on during subsequent stages of differentiation until finally down-regulated during terminal differentiation into plasma cells (PMID: 8528044). CD19 is involved in B cell development, activation and differentiation. It is the dominant component for the signaling complex on B cells that includes CD21 (CR2), CD81 (TAPA-1) and CD225 and acts as a critical co-receptor for BCR signal transduction (PMID: 23210908).

Storage

Storage:
Store at 2-8°C. Avoid exposure to light. Stable for one year after shipment.
Storage Buffer:
PBS with 0.09% sodium azide, pH7.3

For technical support and original validation data for this product please contact:

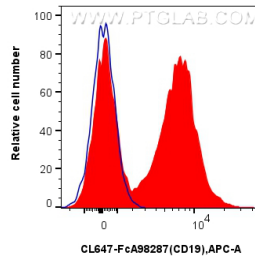
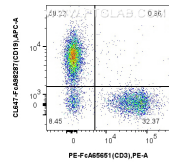
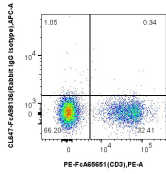
T: 4006900926

E: Proteintech-CN@ptglab.com

W: ptgcn.com

This product is exclusively available under Proteintech Group brand and is not available to purchase from any other manufacturer.

Selected Validation Data



1x10⁶ mouse splenocytes were surface stained with FcZero-rAb™ PE Anti-Mouse CD3e, and 0.25 ug CoraLite® Plus 647 Anti-Mouse CD19 Rabbit RecAb (CL647-FcA98287, Clone: 242301C6) or 0.25 ug FcZero-rAb™ CoraLite® Plus 647 Rabbit IgG Isotype Control Recombinant Antibody (CL647-FcA98136, Clone: 240953C9). Cells were not fixed.

1x10⁶ mouse splenocytes were surface stained with 0.25 ug CoraLite® Plus 647 Anti-Mouse CD19 Rabbit RecAb (CL647-FcA98287, Clone: 242301C6) (red) or 0.25 ug FcZero-rAb™ CoraLite® Plus 647 Rabbit IgG Isotype Control Recombinant Antibody (CL647-FcA98136, Clone: 240953C9) (blue). Cells were not fixed.