

CoraLite®594-conjugated CD63 Monoclonal antibody

Catalog Number: **CL594-67605**

Basic Information

Catalog Number:

CL594-67605

Size:

1000 µg/ml

Source:

Mouse

Isotype:

IgG1

Immunogen Catalog Number:

AG19690

GenBank Accession Number:

BC002349

GeneID (NCBI):

967

UNIPROT ID:

P08962

Full Name:

CD63 molecule

Calculated MW:

26 kDa

Observed MW:

35 kDa

Purification Method:

Protein G purification

CloneNo.:

3D4D1

Recommended Dilutions:

IF-P 1:50-1:500

**Excitation/Emission maxima
wavelengths:**

588 nm / 604 nm

Applications

Tested Applications:

IF-P

Species Specificity:

Human

Positive Controls:

IF-P : human tonsillitis tissue,

Background Information

CD63 is a 30-60 kDa lysosomal membrane protein that belongs to the tetraspanin family. This protein plays many important roles in immuno-physiological functions. It mediates signal transduction events that play a role in the regulation of cell development, activation and motility. CD63 is expressed on activated platelets, thus it may function as a blood platelet activation marker. CD63 is a lysosomal membrane glycoprotein that is translocated to plasma membrane after platelet activation. The CD63 tetraspanin is highly expressed in the early stages of melanoma and decreases in advanced lesions, suggesting it as a possible suppressor of tumor progression. Deficiency of this protein is associated with Hermansky-Pudlak syndrome.

Storage

Storage:

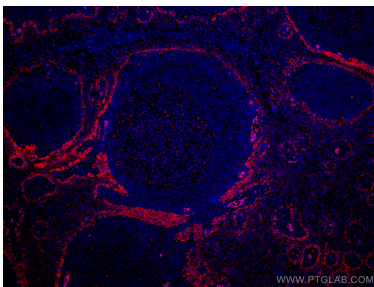
Store at -20°C. Avoid exposure to light. Stable for one year after shipment.

Storage Buffer:

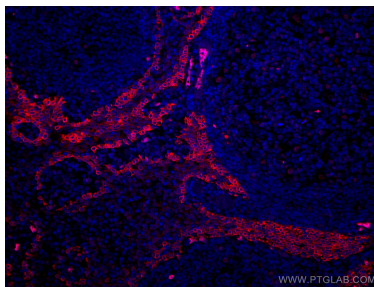
PBS with 50% Glycerol, 0.05% Proclin300, 0.5% BSA, pH 7.3.

Aliquoting is unnecessary for -20°C storage

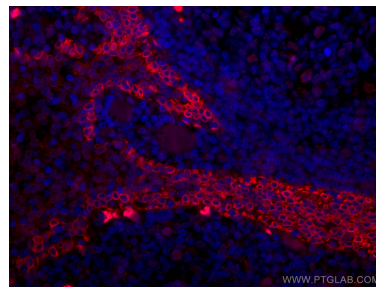
Selected Validation Data



Immunofluorescent analysis of (4% PFA) fixed human tonsillitis tissue using CoraLite®594-conjugated CD63 antibody (CL594-67605, Clone: 3D4D1) at dilution of 1:200.



Immunofluorescent analysis of (4% PFA) fixed human tonsillitis tissue using CoraLite®594-conjugated CD63 antibody (CL594-67605, Clone: 3D4D1) at dilution of 1:200.



Immunofluorescent analysis of (4% PFA) fixed human tonsillitis tissue using CoraLite®594-conjugated CD63 antibody (CL594-67605, Clone: 3D4D1) at dilution of 1:200.