

# CoraLite®594-conjugated CD8a Monoclonal antibody

Catalog Number: **CL594-66868**

## Basic Information

**Catalog Number:**

CL594-66868

**Size:**

1000 µg/ml

**Source:**

Mouse

**Isotype:**

IgG1

**Immunogen Catalog Number:**

AG11111

**GenBank Accession Number:**

BC025715

**GeneID (NCBI):**

925

**ENSEMBL Gene ID:**

ENSG00000153563

**UNIPROT ID:**

P01732

**Full Name:**

CD8a molecule

**Calculated MW:**

235 aa, 26 kDa

**Purification Method:**

Protein G purification

**CloneNo.:**

1G2B10

**Recommended Dilutions:**

IF-P 1:50-1:500

**Excitation/Emission maxima wavelengths:**

588 nm / 604 nm

## Applications

**Tested Applications:**

IF-P

**Species Specificity:**

human

**Positive Controls:**

IF-P : human appendicitis tissue, human tonsillitis tissue, human colon cancer tissue

## Background Information

CD8 is a transmembrane glycoprotein that is predominantly expressed on the surface of cytotoxic T cells, and can also be found on natural killer cells, cortical thymocytes, and dendritic cells. CD8 serves as a co-receptor for the T cell receptor (TCR). Both CD8 and TCR recognize antigens displayed by an antigen presenting cell (APC) in the context of class I MHC molecules. CD8 plays a role in T cell development and activation of mature T cells. This antibody is raised against 23-183 aa of human CD8a, the alpha chain of CD8 molecule.

## Storage

**Storage:**

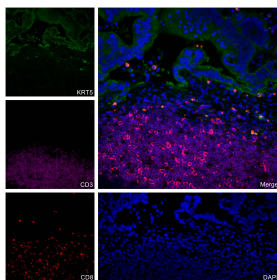
Store at -20°C. Avoid exposure to light. Stable for one year after shipment.

**Storage Buffer:**

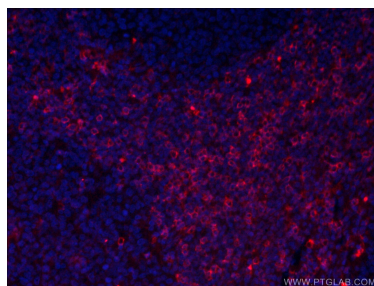
PBS with 50% Glycerol, 0.05% Proclin300, 0.5% BSA, pH 7.3.

Aliquoting is unnecessary for -20°C storage

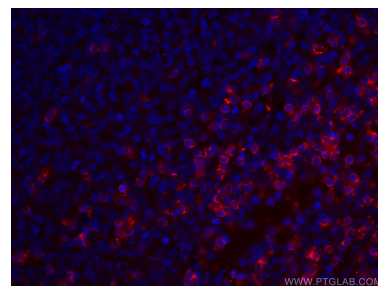
## Selected Validation Data



Immunofluorescent analysis of (4% PFA) fixed human colon cancer tissue using CoraLite®594 CD8a antibody (CL594-66868, Clone: 1G2B10 ) at dilution of 1:200, CoraLite® Plus 488 pan-keratin antibody (CL488-26411, green), CoraLite® Plus 647 CD3 antibody (CL647-60181, Clone: 3F3A1, Magenta).



Immunofluorescent analysis of (4% PFA) fixed human tonsillitis tissue using CL594-66868 (CD8a antibody) at dilution of 1:50.



Immunofluorescent analysis of (4% PFA) fixed human tonsillitis tissue using CoraLite®594 CD8a antibody (CL594-66868, Clone: 1G2B10 ) at dilution of 1:400. DAPI (blue).