

For Research Use Only

CoraLite®594-conjugated COL6A1 Monoclonal antibody

Catalog Number: CL594-66824



Basic Information

Catalog Number:

CL594-66824

Concentration:

1000 ug/ml

Source:

Mouse

Isotype:

IgG2a

Immunogen Catalog Number:

AG11809

GenBank Accession Number:

BC052575

GeneID (NCBI):

1291

UNIPROT ID:

P12109

Full Name:

collagen, type VI, alpha 1

Calculated MW:

1028 aa, 109 kDa

Observed MW:

140-150 kDa

Purification Method:

Protein A purification

CloneNo.:

3H10B1

Recommended Dilutions:

IF-P 1:50-1:500

Excitation/Emission maxima wavelengths:

588 nm / 604 nm

Applications

Tested Applications:

IF-P

Species Specificity:

human

Positive Controls:

IF-P : human liver cancer tissue, human colon cancer tissue

Background Information

Type VI Collagen is a major structural component of microfibrils. Type VI Collagen was found to be present throughout the connective tissue and in the extracellular matrix of cultured fibroblasts (PMID: 6723253). It is a heterotrimer composed of three different chains: alpha-1(VI), alpha-2(VI), and alpha-3(VI) or alpha-5(VI) or alpha-6(VI). The alpha-1(VI) chain is encoded by COL6A1 gene. Mutations in this gene result in Bethlem myopathy and Ullrich congenital muscular dystrophy.

Storage

Storage:

Store at -20°C. Avoid exposure to light. Stable for one year after shipment.

Storage Buffer:

PBS with 50% glycerol, 0.05% Proclin300, 0.5% BSA

Aliquoting is unnecessary for -20°C storage

For technical support and original validation data for this product please contact:

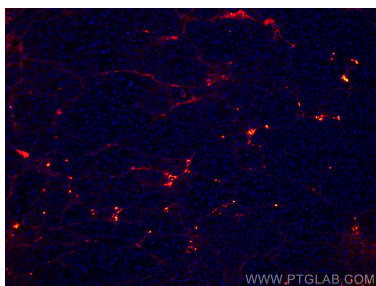
T: 4006900926

E: Proteintech-CN@ptglab.com

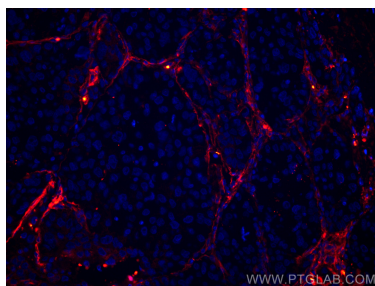
W: ptgcn.com

This product is exclusively available under Proteintech Group brand and is not available to purchase from any other manufacturer.

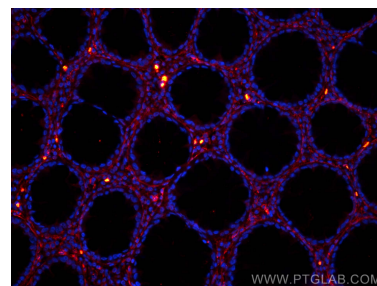
Selected Validation Data



Immunofluorescent analysis of (4% PFA) fixed human liver cancer tissue using CoraLite®594 Collagen Type VI antibody (CL594-66824, Clone: 3H10B1) at dilution of 1:200.



Immunofluorescent analysis of (4% PFA) fixed human liver cancer tissue using CoraLite®594 Collagen Type VI antibody (CL594-66824, Clone: 3H10B1) at dilution of 1:200.



Immunofluorescent analysis of (4% PFA) fixed human colon cancer tissue using CoraLite®594 Collagen Type VI antibody (CL594-66824, Clone: 3H10B1) at dilution of 1:200.