

For Research Use Only

CoraLite® Plus 488-conjugated VEGFA Polyclonal antibody

Catalog Number: CL488-19003

Featured Product



Basic Information

Catalog Number:

CL488-19003

Source:

Rabbit

Isotype:

IgG

Immunogen Catalog Number:

AG13500

GenBank Accession Number:

BC065522

GeneID (NCBI):

7422

UNIPROT ID:

P15692

Full Name:

vascular endothelial growth factor A

Calculated MW:

412 aa, 46 kDa

Purification Method:

Antigen affinity purification

Recommended Dilutions:

IF/ICC: 1:300-1:1200

FC (Intra): 0.40 ug per 10⁶ cells in a 100 µl suspension

Excitation/Emission maxima wavelengths:

493 nm / 522 nm

Applications

Tested Applications:

IF/ICC, FC (Intra)

Species Specificity:

human, mouse

Positive Controls:

IF/ICC : HeLa cells, MCF-7 cells

FC (Intra) : NIH/3T3 cells,

Background Information

VEGFA, also named as VEGF or VPF, belongs to the PDGF/VEGF growth factor family. It is a growth factor active in angiogenesis, vasculogenesis and endothelial cell growth. VEGFA induces endothelial cell proliferation, promotes cell migration, inhibits apoptosis and induces permeabilization of blood vessels. It binds to the FLT1/VEGFR1 and KDR/VEGFR2 receptors, heparan sulfate and heparin. Defects in VEGFA are associated with microvascular complications of diabetes type 1 (MVC1D1). VEGFA has 17 isoforms with MW from 16 to 45 kDa. Some isoforms have homodimer forms (e.g.; VEGFA189 38kDa or VEGFA110 34kDa). VEGF-A exists in at least seven homodimeric isoforms. The monomers consist of 121, 145, 148, 165, 183, 189, or 206 amino acids (PMID:15602010). This antibody can recognize all VEGFA isoforms.

Storage

Storage:

Store at -20°C. Avoid exposure to light. Stable for one year after shipment.

Storage Buffer:

PBS with 50% glycerol, 0.05% Proclin300, 0.5% BSA, pH7.3

Aliquoting is unnecessary for -20°C storage

For technical support and original validation data for this product please contact:

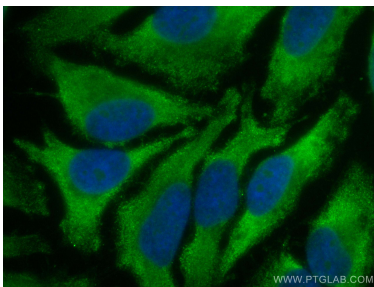
T: 4006900926

E: Proteintech-CN@ptglab.com

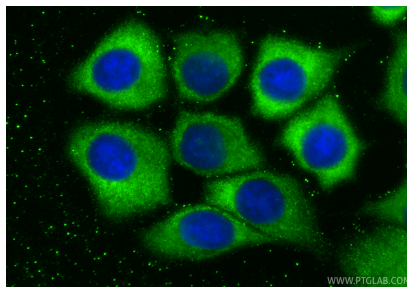
W: ptgcn.com

This product is exclusively available under Proteintech Group brand and is not available to purchase from any other manufacturer.

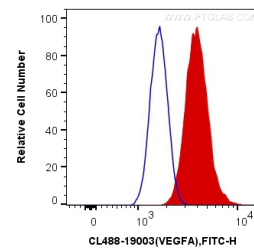
Selected Validation Data



Immunofluorescent analysis of (-20°C Methanol) fixed HeLa cells using CoraLite® Plus 488 VEGFA antibody (CL488-19003) at dilution of 1:600.



Immunofluorescent analysis of (-20°C Methanol) fixed MCF-7 cells using CoraLite® Plus 488 VEGFA antibody (CL488-19003) at dilution of 1:200.



1X10⁶ NIH/3T3 cells were intracellularly stained with 0.4 ug CoraLite® Plus 488 Anti-Human VEGF (CL488-19003) (red), or 0.4 ug Control Antibody. Cells were fixed with 4% PFA and permeabilized with Flow Cytometry Perm Buffer.