

For Research Use Only

CoraLite® Plus 488-conjugated CD31 Polyclonal antibody

Catalog Number: CL488-11265

Featured Product

2 Publications



Basic Information

Catalog Number:

CL488-11265

Size:

1000 ug/ml

Source:

Rabbit

Isotype:

IgG

Immunogen Catalog Number:

AG1787

GenBank Accession Number:

BC022512

GeneID (NCBI):

5175

ENSEMBL Gene ID:

ENSG00000261371

UNIPROT ID:

P16284

Full Name:

platelet/endothelial cell adhesion molecule

Calculated MW:

83 kDa

Purification Method:

Antigen affinity purification

Recommended Dilutions:

IF-P 1:50-1:500

IF/ICC 1:50-1:500

Excitation/Emission maxima wavelengths:

493 nm / 522 nm

Applications

Tested Applications:

IF/ICC, IF-P

Cited Applications:

IF

Species Specificity:

human

Cited Species:

human

Positive Controls:

IF-P: human tonsillitis tissue,

IF/ICC: HUVEC cells,

Background Information

Platelet endothelial cell adhesion molecule-1 (PECAM-1, CD31) is a member of the immunoglobulin gene superfamily of cell adhesion molecules. CD31 is a transmembrane glycoprotein that is highly expressed on the surface of the endothelium, making up a large portion of its intracellular junctions. PECAM-1 is also present on the surface of hematopoietic cells and immune cells including platelets, monocytes, neutrophils, natural killer cells, megakaryocytes and some types of T-cell (PMID: 9011572). As well as its role in cell-cell adhesion, PECAM-1 functions as a signaling receptor, and is involved in important physiological events such as nitric oxide production, regulation of T-cell immunity and tolerance, leukocyte transendothelial migration and inflammation and angiogenesis (PMID: 21183735; 20978210; 17872453; 20634489).

Notable Publications

Author	Pubmed ID	Journal	Application
Jingheng Zhang	39400419	FASEB J	IF
Xi Mei	38697011	Biochem Biophys Res Commun	IF

Storage

Storage:

Store at -20°C. Avoid exposure to light. Stable for one year after shipment.

Storage Buffer:

PBS with 50% Glycerol, 0.05% Proclin300, 0.5% BSA, pH 7.3.

Aliquoting is unnecessary for -20°C storage

For technical support and original validation data for this product please contact:

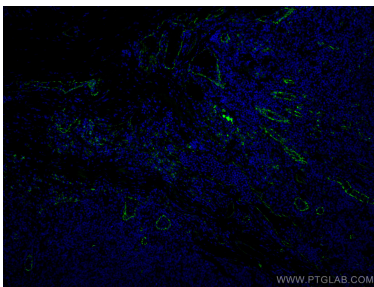
T: 4006900926

E: Proteintech-CN@ptglab.com

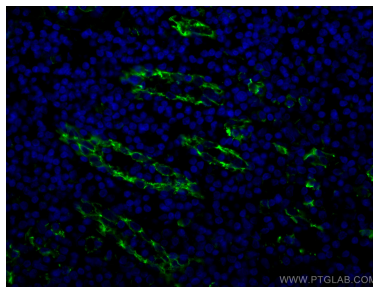
W: ptgcn.com

This product is exclusively available under Proteintech Group brand and is not available to purchase from any other manufacturer.

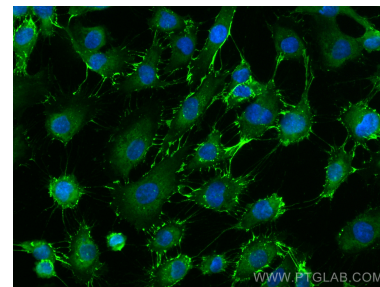
Selected Validation Data



Immunofluorescent analysis of (4% PFA) fixed paraffin-embedded human tonsillitis tissue using CoraLite® Plus 488 CD31 antibody (CL488-11265) at dilution of 1:200. Heat mediated antigen retrieval with Tris-EDTA buffer (pH 9.0).



Immunofluorescent analysis of (4% PFA) fixed human tonsillitis tissue using CoraLite® Plus 488 CD31 antibody (CL488-11265) at dilution of 1:200.



Immunofluorescent analysis of (-20°C Methanol) fixed HUVEC cells using CoraLite® Plus 488 CD31 antibody (CL488-11265) at dilution of 1:200.