

For Research Use Only

FcZero-rAb® Biotin Anti-Human Integrin Beta 1/CD29 (TS2/16) Rabbit Recombinant Antibody

Catalog Number: Biotin-FcA65601



Basic Information

Catalog Number:

Biotin-FcA65601

Concentration:

100ug, 500 ug/ml

Source:

Rabbit

Isotype:

IgG

GenBank Accession Number:

BC020057

GeneID (NCBI):

3688

ENSEMBL Gene ID:

ENSG00000150093

UNIPROT ID:

P05556

Full Name:

integrin, beta 1 (fibronectin receptor, beta polypeptide, antigen CD29 includes MDF2, MSK12)

Calculated MW:

88 kDa

Purification Method:

Protein A purification

CloneNo.:

TS2/16

Recommended Dilutions:

FC: 0.25 ug per 10⁶ cells in a 100 µl suspension

Excitation/Emission maxima wavelengths:

Applications

Tested Applications:

FC, ELISA

Species Specificity:

human, monkey, non-human primates

Positive Controls:

FC : human PBMCs,

Background Information

Integrin beta-1 (ITGB1), also named as CD29, is a 130 kDa single chain type I glycoprotein that is expressed in a heterodimeric complex with one of six distinct α subunits, comprising the very late activation antigen (VLA) subfamily of adhesion receptors. It is one of the essential surface molecules expressed on human MSC from bone marrow and other sources. The β 1 subunit is also broadly expressed on lymphocytes and monocytes, weakly expressed on granulocytes, and not expressed on erythrocytes. These receptors are involved in a variety of cell-cell and cell-matrix interactions.

Storage

Storage:

Store at 2-8°C. Avoid exposure to light. Stable for one year after shipment.

Storage Buffer:

PBS with 0.09% sodium azide, pH7.3

For technical support and original validation data for this product please contact:

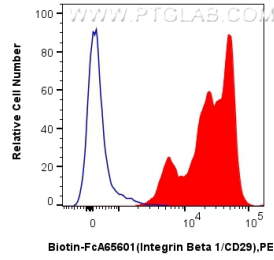
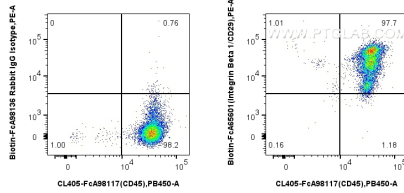
T: 4006900926

E: Proteintech-CN@ptglab.com


W: ptgcn.com

This product is exclusively available under Proteintech Group brand and is not available to purchase from any other manufacturer.

Selected Validation Data



1x10⁶ human PBMCs were surface stained with 0.25 ug FcZero-rAb™ Biotin Anti-Human Integrin Beta 1/CD29 (TS2/16) Rabbit IgG RecAb (Biotin-FcA65601, Clone: TS2/16) or FcZero-rAb™ Biotin Rabbit IgG Isotype Control Recombinant Antibody (Biotin-FcA98136, Clone: 240953C9), and Streptavidin-PE Conjugate (PE-PF00030). Cells were co-stained with FcZero-rAb™ CoraLite® Plus 405 Anti-Human CD45 Rabbit Recombinant Antibody (CL405-FcA98117, Clone:



1x10⁶ human PBMCs were surface stained with 0.25 ug FcZero-rAb™ Biotin Anti-Human Integrin Beta 1/CD29 (TS2/16) Rabbit IgG RecAb (Biotin-FcA65601, Clone: TS2/16) (red) or FcZero-rAb™ Biotin Rabbit IgG Isotype Control Recombinant Antibody (Biotin-FcA98136, Clone: 240953C9) (blue), and Streptavidin-PE Conjugate (PE-PF00030). Cells were not fixed.