

For Research Use Only

# Anti-Human PTPRJ/CD148 Rabbit Recombinant Antibody

Catalog Number: 98715-1-RR



## Basic Information

Catalog Number:

98715-1-RR

Concentration:

100ug, 1000 µg/ml

Source:

Rabbit

Isotype:

IgG

Immunogen Catalog Number:

EG3492

GenBank Accession Number:

NM\_002843.4

GeneID (NCBI):

5795

UNIPROT ID:

Q12913-1

Full Name:

protein tyrosine phosphatase, receptor type, J

Calculated MW:

146 kDa

Purification Method:

Protein A purification

CloneNo.:

252382G6

Recommended Dilutions:

IHC: 1:500-1:2000

FC: 0.25 µg per 10<sup>6</sup> cells in a 100 µl suspension

## Applications

Tested Applications:

IHC, FC

Species Specificity:

human

**Note-IHC: suggested antigen retrieval with TE buffer pH 9.0; (\*) Alternatively, antigen retrieval may be performed with citrate buffer pH 6.0**

Positive Controls:

IHC : human tonsillitis tissue,

FC : human peripheral blood lymphocytes,

## Background Information

PTPRJ, also named as CD148 and DEP1, belongs to the protein-tyrosine phosphatase family and Receptor class 3 subfamily. PTPs are known to be signaling molecules that regulate a variety of cellular processes including cell growth, differentiation, mitotic cycle, and oncogenic transformation. PTPRJ may contribute to the mechanism of contact inhibition of cell growth. PTPRJ is present in all hematopoietic lineages, and was shown to negatively regulate T cell receptor signaling possibly through interfering with the phosphorylation of Phospholipase C Gamma 1 (PLCG1) and Linker for Activation of T Cells (LAT). It was also found to dephosphorylate PDGF beta receptor, and may be involved in UV-induced signal transduction.

## Storage

Storage:

Store at 2 - 8°C. Stable for one year after shipment.

Storage Buffer:

PBS with 0.09% sodium azide, pH7.3

For technical support and original validation data for this product please contact:

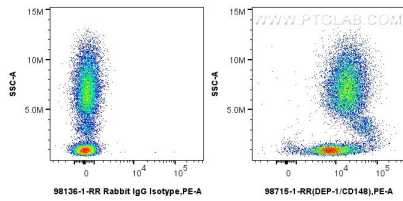
T: 4006900926

E: [Proteintech-CN@ptglab.com](mailto:Proteintech-CN@ptglab.com)

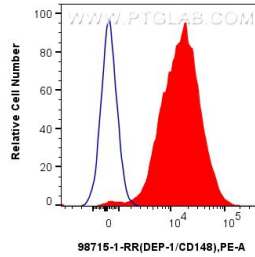
W: [ptgcn.com](http://ptgcn.com)

**This product is exclusively available under Proteintech Group brand and is not available to purchase from any other manufacturer.**


## Selected Validation Data



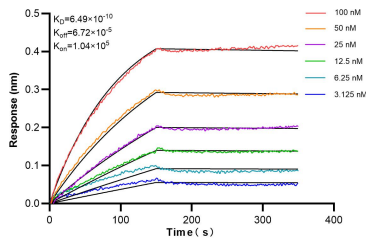
1x10<sup>6</sup> human peripheral blood lymphocytes were surface stained with 0.25 ug Anti-Human PTPRJ/CD148 Rabbit RecAb (98715-1-RR, Clone: 252382G6) or 0.25 ug Rabbit IgG Isotype Control Recombinant Antibody (98136-1-RR, Clone: 240953C9), and PE-Conjugated Goat Anti-Rabbit IgG(H+L). Cells were incubated with FC Receptor Block prior to staining. Cells were not fixed.



1x10<sup>6</sup> human peripheral blood lymphocytes were surface stained with 0.25 ug Anti-Human PTPRJ/CD148 Rabbit RecAb (98715-1-RR, Clone: 252382G6) (red) or 0.25 ug Rabbit IgG Isotype Control Recombinant Antibody (98136-1-RR, Clone: 240953C9) (blue), and PE-Conjugated Goat Anti-Rabbit IgG(H+L). Cells were incubated with FC Receptor Block prior to staining. Cells were not fixed.



Immunohistochemical analysis of paraffin-embedded human tonsillitis tissue slide using 98715-1-RR (DEP-1/CD148 antibody) at dilution of 1:1000 (under 20x lens). Heat mediated antigen retrieval with Tris-EDTA buffer (pH 9.0).



Bi-layer interferometry (BLI) kinetic assays of 98715-1-RR against Human PTPRJ/CD148 were performed. The affinity constant is 0.649 nM.