

For Research Use Only

Anti-Sheep CD14 Rabbit Recombinant Antibody

Catalog Number: 98648-3-RR



Basic Information

Catalog Number:

98648-3-RR

Concentration:

100ug, 1000 µg/ml

Source:

Rabbit

Isotype:

IgG

Immunogen Catalog Number:

EG6924

GenBank Accession Number:

NM_001077209.1

GeneID (NCBI):

443216

UNIPROT ID:

Q06AV9

Full Name:

CD14 molecule

Calculated MW:

40 kDa

Purification Method:

Protein A purification

CloneNo.:

251673C4

Recommended Dilutions:

FC: 0.25 ug per 10⁶ cells in a 100 µl suspension

Applications

Tested Applications:

FC

Species Specificity:

sheep

Positive Controls:

FC : sheep PBMCs cells,

Background Information

CD14 is a 50-55 kDa glycosylphosphatidylinositol-anchored glycoprotein preferentially expressed on monocytes and macrophages, and at lower levels on granulocytes (PMID: 3385210; 2462937; 7685797). CD14 can also exist as a soluble protein. CD14 acts as a co-receptor for bacterial liposaccharides (LPS) (PMID: 1698311). It plays a major role in the inflammatory response of monocytes to LPS.

Storage

Storage:

Store at 2 - 8°C. Stable for one year after shipment.

Storage Buffer:

PBS with 0.09% sodium azide, pH7.3

For technical support and original validation data for this product please contact:

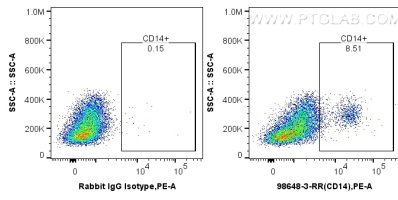
T: 4006900926

E: Proteintech-CN@ptglab.com

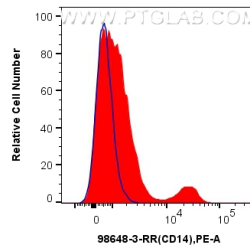
W: ptgcn.com

This product is exclusively available under Proteintech Group brand and is not available to purchase from any other manufacturer.

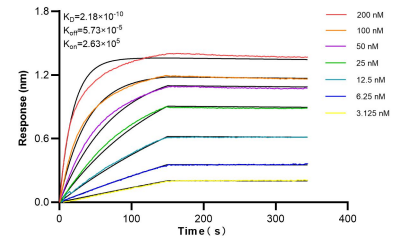
Selected Validation Data



1x10⁶ sheep PBMCs cells were stained with 0.25 ug Anti-Sheep CD14 Rabbit RecAb (98648-3-RR, Clone:251673C4), or 0.25 ug Rabbit IgG Isotype Control RecAb (98136-1-RR, Clone: 240953C9) and PE-Conjugated Goat Anti-Rabbit IgG(H+L). Cells were fixed and permeabilized with Intracellular Flow Cytometry Fixation & Permeabilization Buffer Kit (PF00019).



1x10⁶ sheep PBMCs cells were stained with 0.25 ug Anti-Sheep CD14 Rabbit RecAb (98648-3-RR, Clone:251673C4) and PE-Conjugated Goat Anti-Rabbit IgG(H+L)(red), or 0.25 ug Rabbit IgG Isotype Control RecAb (98136-1-RR, Clone: 240953C9) (blue). Cells were fixed and permeabilized with Intracellular Flow Cytometry Fixation & Permeabilization Buffer Kit (PF00019).



Bi-layer interferometry (BLI) kinetic assays of 98648-3-RR against sheep CD14 were performed. The affinity constant is 0.218 nM.