

For Research Use Only

Anti-Human IFN- α 4/IFNA4 Rabbit Recombinant Antibody, PBS Only

Catalog Number: 98647-1-PBS



Basic Information

Catalog Number:

98647-1-PBS

Concentration:

1mg, 3 mg/ml

Source:

Rabbit

Isotype:

IgG

Immunogen Catalog Number:

EG4962

GenBank Accession Number:

BC113642

GeneID (NCBI):

3441

UNIPROT ID:

P05014

Full Name:

interferon, alpha 4

Purification Method:

Protein A purification

CloneNo.:

250992C12

Applications

Tested Applications:

FC (Intra)

Species Specificity:

human

Background Information

IFN- α 4 (IFN- α 4 or IFNA4) belongs to the type I interferon family, a group of cytokines primarily produced in response to viral infections. As a key player in the innate immune response, IFN- α 4 provides the body's first line of defense against pathogens by inducing an antiviral state in neighboring cells. Produced primarily by macrophages, IFN- α 4 exerts its antiviral effects by binding to the interferon alpha receptor (IFNAR) on cell surfaces, thereby activating downstream immune signaling pathways. This binding triggers the expression of antiviral proteins, such as a protein kinase and an oligoadenylate synthetase, which inhibit viral RNA replication and enhance natural killer cell cytotoxicity against viruses.

Storage

Storage:

Store at -80°C.

The product is shipped with ice packs. Upon receipt, store it immediately at -80°C

Storage Buffer:

PBS only, pH7.3

For technical support and original validation data for this product please contact:

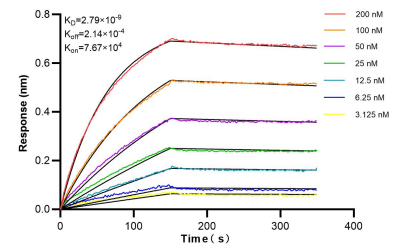
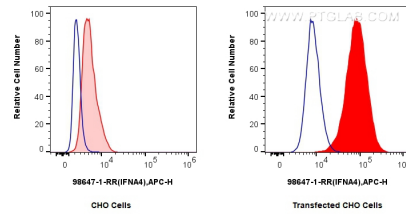
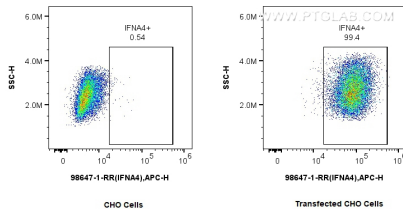
T: 4006900926

E: Proteintech-CN@ptglab.com

W: ptgcn.com

This product is exclusively available under Proteintech Group brand and is not available to purchase from any other manufacturer.

Selected Validation Data



1x10⁶ CHO Cells or IFN-alpha 4/IFNA4 transfected CHO Cells were intracellularly stained with 0.25 ug Anti-Human IFN-alpha 4/IFNA4 Rabbit RecAb (98647-1-RR, Clone:250992C12) and CoraLite647-conjugated F(ab')₂ Fragment Donkey Anti-Rabbit IgG (H+L) (SA00014-7). Cells were fixed and permeabilized with Intracellular Flow Cytometry Fixation & Permeabilization Buffer Kit (PF00019). This data was developed using the same antibody clone with 98647-1-



1x10⁶ CHO cells or IFN-alpha 4/IFNA4 transfected CHO Cells were intracellularly stained with 0.25 ug Anti-Human IFN-alpha 4/IFNA4 Rabbit RecAb (98647-1-RR, Clone: 250992C12) (red) or 0.25 ug Rabbit IgG Isotype Control RecAb (98136-1-RR, Clone: 240953C9) (blue), and CoraLite647-conjugated F(ab')₂ Fragment Donkey Anti-Rabbit IgG (H+L) (SA00014-7). Cells were fixed and permeabilized with Intracellular Flow Cytometry Fixation & Permeabilization



Bioluminescence resonance energy transfer (BRET) kinetic assays of 98647-1-RR against Human IFN-alpha 4/IFNA4 were performed. The affinity constant is 2.79 nM.