

For Research Use Only

Anti-Human CXCL7/PPBP Rabbit Recombinant Antibody, PBS Only

Catalog Number: 98578-2-PBS



Basic Information

Catalog Number: 98578-2-PBS	GenBank Accession Number: NM_002704.3	Purification Method: Protein A purification
Concentration: 1mg, 3 mg/ml	GeneID (NCBI): 5473	CloneNo.: 250712D2
Source: Rabbit	UNIPROT ID: P02775	
Isotype: IgG	Full Name: pro-platelet basic protein (chemokine (C-X-C motif) ligand 7)	
Immunogen Catalog Number: EG3690	Calculated MW: 14kDa	

Applications

Tested Applications:
FC (Intra)

Species Specificity:
human

Background Information

PPBP, also named as NAP2, or β -Thromboglobulin, is a platelet-derived growth factor that belongs to the CXC chemokine family. This growth factor is a potent chemoattractant and activator of neutrophils. It has been shown to stimulate various cellular processes including DNA synthesis, mitosis, glycolysis, intracellular cAMP accumulation, prostaglandin E2 secretion, and synthesis of hyaluronic acid and sulfated glycosaminoglycan. It also stimulates the formation and secretion of plasminogen activator by synovial cells.

Storage

Storage:
Store at -80°C.
The product is shipped with ice packs. Upon receipt, store it immediately at -80°C

Storage Buffer:
PBS only, pH7.3

For technical support and original validation data for this product please contact:

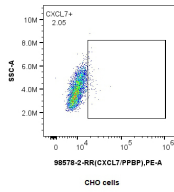
T: 4006900926

E: Proteintech-CN@ptglab.com

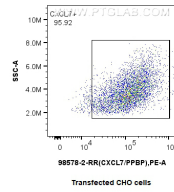
W: ptgcn.com

This product is exclusively available under Proteintech Group brand and is not available to purchase from any other manufacturer.

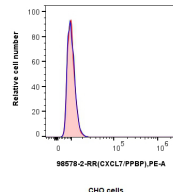
Selected Validation Data



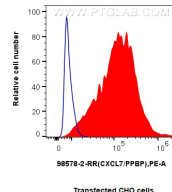
CHO cells



Transfected CHO cells



CHO cells



Transfected CHO cells

1x10⁶ CHO cells or CXCL7/PPBP transfected CHO were intracellularly stained with 0.25 ug Anti-Human CXCL7/PPBP Rabbit RecAb (98578-2-RR, Clone:250712D2) and PE-Conjugated Goat Anti-Rabbit IgG(H+L). Cells were fixed with 4% PFA and permeabilized with Flow Cytometry Perm Buffer (PF00017). This data was developed using the same antibody clone with 98578-2-PBS in a different storage buffer.

1x10⁶ CHO cells or CXCL7/PPBP transfected CHO were intracellularly stained with 0.25 ug Anti-Human CXCL7/PPBP Rabbit RecAb (98578-2-RR, Clone:250712D2)(red) or 0.25 ug Rabbit IgG Isotype Control RecAb (98136-1-RR, Clone: 240953C9) (blue), and PE-Conjugated Goat Anti-Rabbit IgG(H+L). Cells were fixed with 4% PFA and permeabilized with Flow Cytometry Perm Buffer (PF00017). This data was developed using the same antibody clone with 98578-2-PBS in a different storage buffer