

For Research Use Only

Anti-Mouse IL-27 p28 Rabbit Recombinant Antibody, PBS Only

Catalog Number: 98421-4-PBS



Basic Information

Catalog Number:

98421-4-PBS

Concentration:

1mg, 3 mg/ml

Source:

Rabbit

Isotype:

IgG

Immunogen Catalog Number:

EG0897

GenBank Accession Number:

GeneID (NCBI):

246779

UNIPROT ID:

O35228(IL27B)+Q8K316(IL27A)

Full Name:

interleukin 27

Purification Method:

Protein A purification

CloneNo.:

242655B5

Applications

Tested Applications:

FC (Intra)

Species Specificity:

mouse

Background Information

IL-27, as a member of the IL-6/IL-12 family, is a heterodimeric cytokine composed of two subunits: p28 (IL-27a) and EBI3 (IL-27b). IL-27 acts on various cell types, including T cells, B cells, macrophages, dendritic cells, natural killer (NK) cells and non-hematopoietic cells. IL-27 plays a critical role in the early regulation of T helper type 1 initiation, and enhances proliferation of naive CD4+T cells and naive B cells. It, however, also exerts anti-inflammatory functions by inhibiting the development of Th17 cells and inducing IL-10 producing type 1 regulatory T cells. IL-27 is a potentially promising cytokine for therapeutic approaches on various human diseases.

Storage

Storage:

Store at -80°C.

The product is shipped with ice packs. Upon receipt, store it immediately at -80°C

Storage Buffer:

PBS only, pH7.3

For technical support and original validation data for this product please contact:

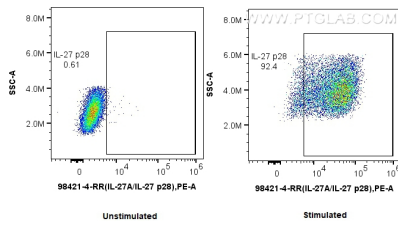
T: 4006900926

E: Proteintech-CN@ptglab.com

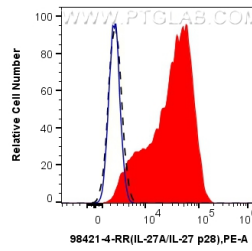
W: ptgcn.com

This product is exclusively available under Proteintech Group brand and is not available to purchase from any other manufacturer.

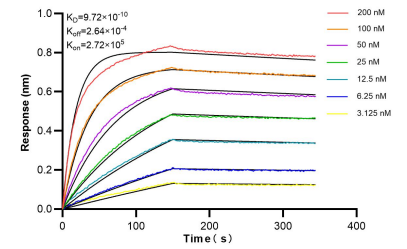
Selected Validation Data



1x10⁶ untreated or IFN gamma, LPS and Brefeldin A treated RAW264.7 were intracellularly stained with 0.25 ug Anti-Mouse IL-27A Rabbit RecAb (98421-4-RR, Clone:242655B5) and PE-Conjugated Goat Anti-Rabbit IgG(H+L). Cells were fixed and permeabilized with Intracellular Flow Cytometry Fixation & Permeabilization Buffer Kit (PF00019). This data was developed using the same antibody clone with 98421-4-PB5 in a different storage buffer formulation.



1x10⁶ IFN gamma, LPS and Brefeldin A treated RAW264.7 were intracellularly stained with 0.25 ug Anti-Mouse IL-27A Rabbit RecAb (98421-4-RR, Clone:242655B5) and PE-Conjugated Goat Anti-Rabbit IgG(H+L) (red), or 0.25 ug Rabbit IgG Isotype Control RecAb (98136-1-RR, Clone: 240953C9) (blue). Untreated RAW/264.7 cells were intracellularly stained with 0.25 ug Anti-Mouse IL-27A Rabbit RecAb (98421-4-RR, Clone:242655B5) (black, dashed) and PE-



Bi-layer interferometry (BLI) kinetic assays of 98421-4-RR against Mouse IL-27 p28 were performed. The affinity constant is 0.972 nM.