

For Research Use Only

Anti-Mouse CXCR4/CD184 Rabbit Recombinant Antibody

Catalog Number: 98233-1-RR



Basic Information

Catalog Number:

98233-1-RR

Concentration:

100ug, 1000 ug/ml

Source:

Rabbit

Isotype:

IgG

GenBank Accession Number:

NM_009911.3

GeneID (NCBI):

12767

UNIPROT ID:

P70658

Full Name:

chemokine (C-X-C motif) receptor 4

Calculated MW:

40kDa

Purification Method:

Protein A purification

CloneNo.:

241956H2

Applications

Tested Applications:

FC

Species Specificity:

mouse

Background Information

C-X-C chemokine receptor type 4 (CXCR4, also known as CD184) is a widely expressed G protein-coupled seven-transmembrane receptor. CXCL12/SDF-1 is the biological ligand for CXCR4. The binding of CXCL12 to CXCR4 induces intracellular signaling through several divergent pathways initiating signals related to chemotaxis, cell survival and/or proliferation, increase in intracellular calcium, and gene transcription (PMID: 20484021). CXCR4 also functions as a coreceptor for HIV-1 entry (PMID: 9427609).

Storage

Storage:

Store at 2 - 8°C. Stable for one year after shipment.

Storage Buffer:

PBS with 0.09% sodium azide, pH 7.3.

For technical support and original validation data for this product please contact:

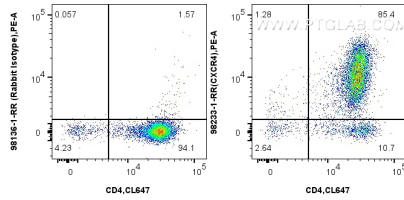
T: 4006900926

E: Proteintech-CN@ptglab.com

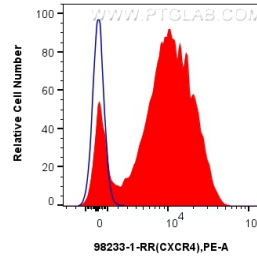
W: ptgcn.com

This product is exclusively available under Proteintech Group brand and is not available to purchase from any other manufacturer.

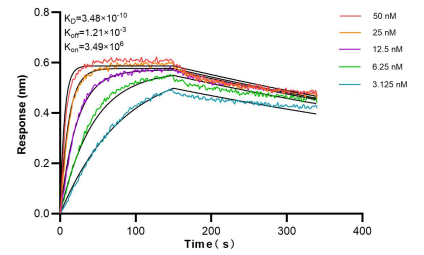
Selected Validation Data



1x10⁶ mouse thymocytes were surface stained with 0.25 ug Anti-Mouse CXCR4/CD184 Rabbit Recombinant Antibody (98233-1-RR, Clone: 241956H2) or Rabbit IgG Isotype Control Recombinant Antibody (98136-1-RR, Clone: 240953C9), and PE-Conjugated Goat Anti-Rabbit IgG(H+L). Cells were co-stained with Coralite® Plus 647 Anti-Mouse CD4 (GK1.5) (CL647-65104, Clone: GK1.5). Cells were not fixed.



1x10⁶ mouse thymocytes were surface stained with 0.25 ug Anti-Mouse CXCR4/CD184 Rabbit Recombinant Antibody (98233-1-RR, Clone: 241956H2)(red) or Rabbit IgG Isotype Control Recombinant Antibody (98136-1-RR, Clone: 240953C9) (blue), and PE-Conjugated Goat Anti-Rabbit IgG(H+L). Cells were not fixed.



Biolayer interferometry (BLI) kinetic assays of 98233-1-RR against Mouse CXCR4/CD184 were performed. The affinity constant is 0.348 nM.