

For Research Use Only

Anti-Mouse IL-3RB/CD131 Rabbit Recombinant Antibody

Catalog Number: 98232-1-RR



Basic Information

Catalog Number:

98232-1-RR

Concentration:

100ug, 1000 ug/ml

Source:

Rabbit

Isotype:

IgG

GenBank Accession Number:

NM_007780.4

GeneID (NCBI):

12983

UNIPROT ID:

P26955

Full Name:

colony stimulating factor 2 receptor, beta, low-affinity (granulocyte-macrophage)

Calculated MW:

99kDa

Purification Method:

Protein A purification

CloneNo.:

241954C1

Applications

Tested Applications:

FC

Species Specificity:

mouse

Background Information

CD131, also known as IL-3RB, IL-5RB, colony stimulating factor 2 receptor subunit beta (CSF2RB), or cytokine receptor common subunit beta, is the common subunit of the type I cytokine receptors for granulocyte-macrophage colony-stimulating factor (GM-CSF), IL-3 and IL-5 (PMID: 36532080). It is expressed predominantly by hematopoietic cells but also by non-hematopoietic cells (PMID: 10582335). CD131 mediates intracellular signaling by JAK2, leading to phosphorylation of CD131 and triggering signaling pathways such as STAT5, MAPK and PI3-Kinase/AKT which regulate cell survival, proliferation and function (PMID: 23535386).

Storage

Storage:

Store at 2 - 8°C. Stable for one year after shipment.

Storage Buffer:

PBS with 0.09% sodium azide, pH 7.3.

For technical support and original validation data for this product please contact:

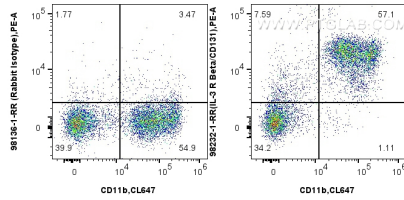
T: 4006900926

E: Proteintech-CN@ptglab.com

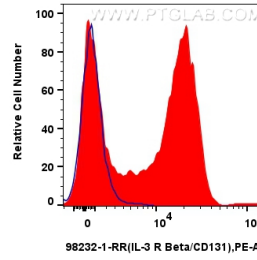
W: ptgcn.com

This product is exclusively available under Proteintech Group brand and is not available to purchase from any other manufacturer.

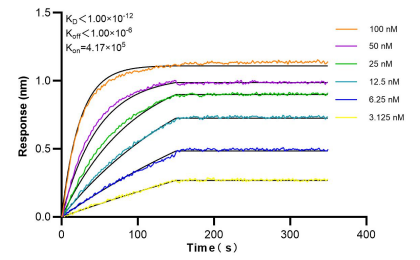
Selected Validation Data



1x10⁶ mouse bone marrow cells were surface stained with 0.25 ug Anti-Mouse IL-3RB/CD131 Rabbit Recombinant Antibody (98232-1-RR, Clone: 241954C1) or Rabbit IgG Isotype Control Recombinant Antibody (98136-1-RR, Clone: 240953C9), and PE-Conjugated Goat Anti-Rabbit IgG(H+L). Cells were co-stained with CoraLite® Plus 647 Anti-Mouse CD11b (M1/70) (CL647-65055, Clone: M1/70). Cells were not fixed.



1x10⁶ mouse bone marrow cells were surface stained with 0.25 ug Anti-Mouse IL-3RB/CD131 Rabbit Recombinant Antibody (98232-1-RR, Clone: 241954C1) (red) or Rabbit IgG Isotype Control Recombinant Antibody (98136-1-RR, Clone: 240953C9) (blue), and PE-Conjugated Goat Anti-Rabbit IgG(H+L). Cells were not fixed.



Biolayer interferometry (BLI) kinetic assays of 98232-1-RR against Mouse IL-3RB/CD131 were performed. The affinity constant is below 1 pM.