

For Research Use Only

Anti-Human IFN-gamma Rabbit Recombinant Antibody

Catalog Number: 98187-1-RR



Basic Information

Catalog Number:

98187-1-RR

Size:

100ug, 1000 ug/ml

Source:

Rabbit

Isotype:

IgG

GenBank Accession Number:

BC070256

GeneID (NCBI):

3458

ENSEMBL Gene ID:

ENSG00000111537

UNIPROT ID:

P01579

Full Name:

IFN gamma

Calculated MW:

166 aa, 19 kDa

Purification Method:

Protein A purification

CloneNo.:

241390B10

Applications

Tested Applications:

FC (Intra)

Species Specificity:

human

Background Information

Interferon gamma (IFN γ), is a type II interferon that provides immunity against bacterial, viral and protozoan infections. In its active form, IFN γ is a glycosylated, non-covalently linked homodimer of 29-32 kDa subunits. It is produced by a number of immune cell types including natural killer cells, natural killer T cells, and effector lymphocyte T cells following antigenic and inflammatory triggers. The IFN γ dimer binds to its cognate receptor which has two subunits: IFN- γ R1 which is the ligand-binding chain (α chain) and IFN- γ R2, the signal-transducing chain (β chain). Binding to the receptor activates the JAK/STAT pathway which in turn activates IFN γ responsive genes. While IFN γ can inhibit viral replication, it also works as an immune-modulator and immune-stimulator by increasing surface expression of class I MHC proteins. (PMID: 19268625; 10688427)

Storage

Storage:

Store at 2 - 8°C. Stable for one year after shipment.

Storage Buffer:

PBS with 0.09% sodium azide, pH 7.3.

For technical support and original validation data for this product please contact:

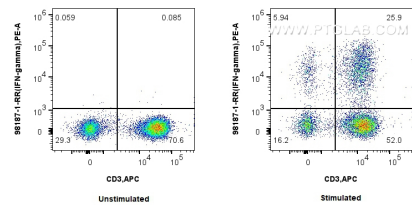
T: 4006900926

E: Proteintech-CN@ptglab.com

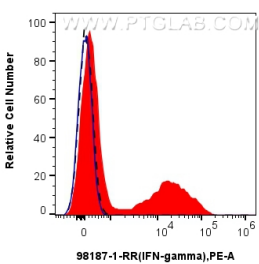
W: ptgcn.com

This product is exclusively available under Proteintech Group brand and is not available to purchase from any other manufacturer.

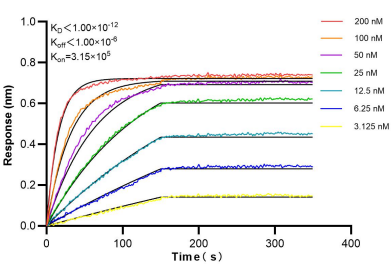
Selected Validation Data



1x10⁶ untreated or PMA and ionomycin treated human PBMCs were intracellularly stained with 0.25 ug Anti-Human IFN-gamma Rabbit Recombinant Antibody (98187-1-RR, Clone: 241390B10) and PE-Conjugated Goat Anti-Rabbit IgG(H+L). Cells were co-stained with APC Anti-Human CD3 (OKT3) Mouse IgG2a Recombinant Antibody (APC-65569, Clone: OKT3). Cells were fixed with 4% PFA and permeabilized with Flow Cytometry Perm Buffer (PF00011-C).



1x10⁶ PMA and ionomycin treated human PBMCs were intracellularly stained with 0.25 ug Anti-Human IFN-gamma Rabbit Recombinant Antibody (98187-1-RR, Clone: 241390B10) or Rabbit IgG Isotype Control Recombinant Antibody (98136-1-RR, Clone: 240953C9) (blue), and PE-Conjugated Goat Anti-Rabbit IgG(H+L). 1x10⁶ untreated human PBMCs were intracellularly stained with 0.25 ug Anti-Human IFN-gamma Rabbit Recombinant Antibody (98187-1-RR, Clone:



Bioluminescence resonance energy transfer (BRET) kinetic assays of 98187-1-RR against Human IFN-gamma were performed. The affinity constant is below 1 pM.