

For Research Use Only

Anti-Human IL-23R Rabbit Recombinant Antibody

Catalog Number: 98180-1-RR



Basic Information

Catalog Number:

98180-1-RR

Size:

100ug, 1000 ug/ml

Source:

Rabbit

Isotype:

IgG

GenBank Accession Number:

NM_144701.3

GeneID (NCBI):

149233

UNIPROT ID:

Q5VWK5-1

Full Name:

interleukin 23 receptor

Calculated MW:

72 kDa

Purification Method:

Protein A purification

CloneNo.:

240905B5

Applications

Tested Applications:

FC

Species Specificity:

human

Background Information

Interleukin-23 receptor (IL-23R) is a type I cytokine receptor that plays a critical role in immune responses and inflammation. It forms a receptor complex with IL-12R β 1 and is activated by the cytokine IL-23, which is primarily produced by dendritic cells and activated macrophages (PMID: 39796684). The genetic and epigenetic interactions in the IL-23R/IL-17 axis are associated with elevated expression of IL-17 and inflammatory bowel disease (IBD) pathogenesis (PMID: 21672939).

Storage

Storage:

Store at 2 - 8°C. Stable for one year after shipment.

Storage Buffer:

PBS with 0.09% sodium azide, pH 7.3.

For technical support and original validation data for this product please contact:

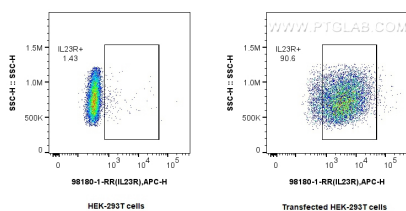
T: 4006900926

E: Proteintech-CN@ptglab.com

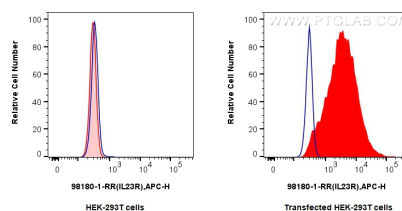
W: ptgcn.com

This product is exclusively available under Proteintech Group brand and is not available to purchase from any other manufacturer.

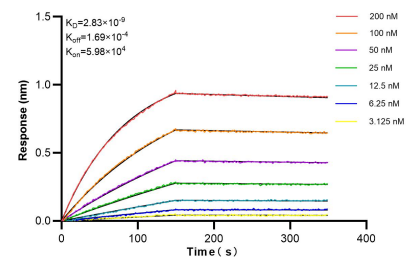
Selected Validation Data



1x10⁶ HEK-293T cells or IL-23R-transfected HEK-293T cells were surface stained with 0.25 ug Anti-Human IL-23R Rabbit Recombinant Antibody (98180-1-RR, Clone: 240905B5) and Multi-rAb CoraLite® Plus 647-Goat Anti-Rabbit Recombinant Secondary Antibody (H+L) (RGAR005). Cells were not fixed.



1x10⁶ HEK-293T cells (left) or IL-23R-transfected HEK-293T cells (right) were surface stained with 0.25 ug Anti-Human IL-23R Rabbit Recombinant Antibody (98180-1-RR, Clone: 240905B5) (red) or Isotype Control (blue), and Multi-rAb CoraLite® Plus 647-Goat Anti-Rabbit Recombinant Secondary Antibody (H+L) (RGAR005). Cells were not fixed.



Biolayer interferometry (BLI) kinetic assays of 98180-1-RR against Human IL-23R were performed. The affinity constant is 2.83 nM.