

For Research Use Only

Anti-Mouse PD-L1/CD274 Rabbit Recombinant Antibody

Catalog Number: 98166-1-RR



Basic Information

Catalog Number:

98166-1-RR

Concentration:

100ug, 1000 ug/ml

Source:

Rabbit

Isotype:

IgG

GenBank Accession Number:

NM_021893.3

GeneID (NCBI):

60533

UNIPROT ID:

Q9EP73

Full Name:

CD274 antigen

Calculated MW:

33 kDa

Purification Method:

Protein A purification

CloneNo.:

240993E1

Applications

Tested Applications:

FC

Species Specificity:

mouse

Background Information

Programmed cell death ligand 1 (PD-L1, CD274, or B7-H1), is the first member of B7 family to be discovered. B7 family molecules are type I transmembrane proteins belonging to the immunoglobulin superfamily. In concert with their CD28 family receptors, the B7s are key regulators of the adaptive immune response. PD-L1 is suggested as a negative regulator of T and B cell, and plays important role in mediating tolerance of lymphocytes to self-antigens. It is also involved in the costimulatory signal, essential for T-cell proliferation and production of IL10 and IFNG, in an IL2-dependent and a PD-1-independent manner.

Storage

Storage:

Store at 2 - 8°C. Stable for one year after shipment.

Storage Buffer:

PBS with 0.09% sodium azide, pH 7.3.

For technical support and original validation data for this product please contact:

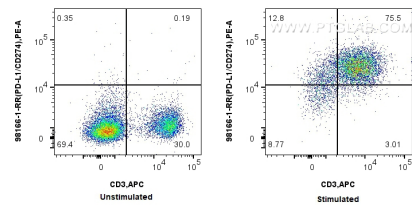
T: 4006900926

E: Proteintech-CN@ptglab.com

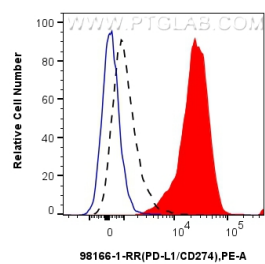
W: ptgcn.com

This product is exclusively available under Proteintech Group brand and is not available to purchase from any other manufacturer.

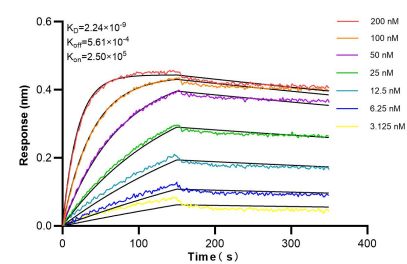
Selected Validation Data



1x10⁶ untreated or anti-CD3/CD28 treated mouse splenocytes were surface stained with 0.25 ug Anti-Mouse PD-L1/CD274 Rabbit Recombinant Antibody (98166-1-RR, Clone: 240993E1) and PE-Conjugated Goat Anti-Rabbit IgG(H+L). Cells were co-stained with APC Anti-Mouse CD3. Cells were not fixed.



1x10⁶ anti-CD3/CD28 treated mouse splenocytes were surface stained with 0.25 ug Anti-Mouse PD-L1/B7-H1 Rabbit Recombinant Antibody (98166-1-RR, Clone: 240993E1) (red) or 0.25 ug Isotype Control (blue) and PE-Conjugated Goat Anti-Rabbit IgG(H+L). 1x10⁶ untreated mouse splenocytes were surface stained with 0.25 ug Anti-Mouse PD-L1/B7-H1 Rabbit Recombinant Antibody (98166-1-RR, Clone: 240993E1) (black, dashed) and PE-Conjugated Goat Anti-Rabbit



Biolayer interferometry (BLI) kinetic assays of 98166-1-RR against Mouse PD-L1/CD274 were performed. The affinity constant is 2.24 nM.