

For Research Use Only

# Anti-Human CD45 Rabbit Recombinant Antibody

Catalog Number: 98117-1-RR



## Basic Information

Catalog Number:

98117-1-RR

Concentration:

100ug, 1000 ug/ml

Source:

Rabbit

Isotype:

IgG

GenBank Accession Number:

GeneID (NCBI):

5788

ENSEMBL Gene ID:

ENSG00000081237

Full Name:

protein tyrosine phosphatase,  
receptor type, C

Purification Method:

Protein A purification

CloneNo.:

241670E10

Recommended Dilutions:

IF/ICC 1:125-1:500

## Applications

Tested Applications:

IF/ICC, FC

Species Specificity:

human

Positive Controls:

IF/ICC : Jurkat cells,

## Background Information

CD45, also known as protein tyrosine phosphatase, receptor type C, is a type I transmembrane protein expressed on the surface of all haematopoietic cells with the exception of erythrocytes and platelets (PMID: 3489673; 28615666). CD45 is a pan-haematopoietic cell marker and has been shown to be essential for T- and B-cell activation and signalling (PMID: 9429890; 16378097).

## Storage

Storage:

Store at 2 - 8°C. Stable for one year after shipment.

Storage Buffer:

PBS with 0.09% sodium azide, pH 7.3.

For technical support and original validation data for this product please contact:

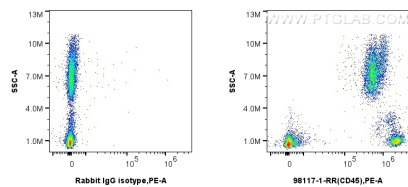
T: 4006900926

E: [Proteintech-CN@ptglab.com](mailto:Proteintech-CN@ptglab.com)

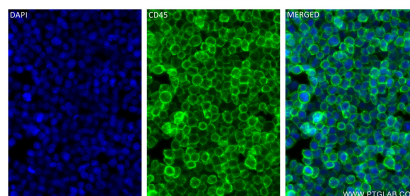
W: [ptgcn.com](http://ptgcn.com)

This product is exclusively available under Proteintech Group brand and is not available to purchase from any other manufacturer.

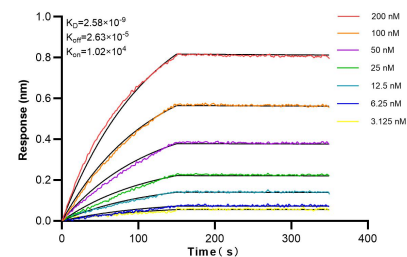
## Selected Validation Data



1x10<sup>6</sup> human peripheral blood leukocytes were surface stained with 0.25 ug Anti-Human CD45 Rabbit Recombinant Antibody (98117-1-RR, Clone: 241670E10) or 0.25 ug Isotype Control, and PE-Conjugated AffiniPure Goat Anti-Rabbit IgG(H+L). Cells were incubated with FC Receptor Block prior to staining. Cells were not fixed.



Immunofluorescent analysis of (4% PFA) fixed Jurkat cells using CD45 antibody (98117-1-RR, Clone: 241670E10) at dilution of 1:250 and CoraLite® 488-Conjugated Goat Anti-Rabbit IgG(H+L) (SA00013-2).



Biolayer interferometry (BLI) kinetic assays of 98117-1-RR against Human CD45 were performed. The affinity constant is 2.58 nM.