

For Research Use Only

Anti-Human CD9 Rabbit Recombinant Antibody, PBS Only

Catalog Number: 98095-1-PBS



Basic Information

Catalog Number:

98095-1-PBS

Size:

1mg, 2mg/ml

Source:

Rabbit

Isotype:

IgG

GenBank Accession Number:

NM_001769.4

GeneID (NCBI):

928

UNIPROT ID:

P21926

Full Name:

CD9 molecule

Calculated MW:

25 kDa

Purification Method:

Protein A purification

CloneNo.:

240830E6

Applications

Tested Applications:

FC

Species Specificity:

human

Background Information

The cell-surface molecule CD9, a member of the transmembrane-4 superfamily, interacts with the integrin family and other membrane proteins, and is postulated to participate in cell migration and adhesion. Expression of CD9 enhances membrane fusion between muscle cells and promotes viral infection in some cells (PMID:10459022). It is often used as a mesenchymal stem cell marker (PMID:18005405).

Storage

Storage:

Store at -80°C.

The product is shipped with ice packs. Upon receipt, store it immediately at -80°C

Storage Buffer:

PBS Only

For technical support and original validation data for this product please contact:

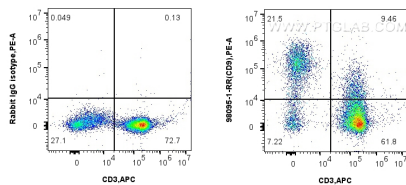
T: 4006900926

E: Proteintech-CN@ptglab.com

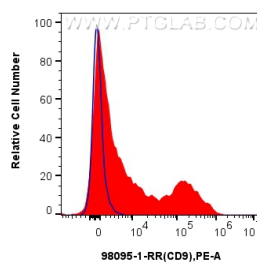
W: ptgcn.com

This product is exclusively available under Proteintech Group brand and is not available to purchase from any other manufacturer.

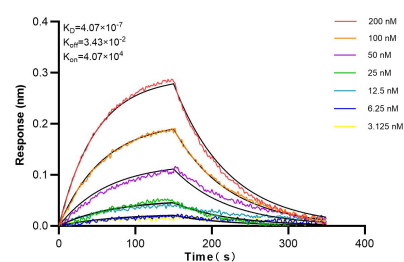
Selected Validation Data



1x10⁶ human PBMCs were surface stained with 0.25 ug Anti-Human CD9 Rabbit Recombinant Antibody (98095-1-RR, Clone:240830E6) or Isotype Control and PE-conjugated Goat Anti-Rabbit IgG. Cells were then stained with APC Anti-Human CD3 (OKT3). Cells were not fixed. This data was developed using the same antibody clone with 98095-1-PBS in a different storage buffer formulation.



1x10⁶ human PBMCs were surface stained with 0.25 ug Anti-Human CD9 Rabbit Recombinant Antibody (98095-1-RR, Clone:240830E6)(red) or Isotype Control (blue) and PE-conjugated Goat Anti-Rabbit IgG. Cells were not fixed. This data was developed using the same antibody clone with 98095-1-PBS in a different storage buffer formulation.



Biolayer interferometry (BLI) kinetic assays of 98095-1-RR against Human CD9 were performed. The affinity constant is 407 nM.