

For Research Use Only

Anti-Human CD72 Rabbit Recombinant Antibody

Catalog Number: 98090-1-RR



Basic Information

Catalog Number:

98090-1-RR

Concentration:

100ug, 1000 ug/ml

Source:

Rabbit

Isotype:

IgG

GenBank Accession Number:

BC030227

GeneID (NCBI):

971

UNIPROT ID:

P21854

Full Name:

CD72 molecule

Calculated MW:

359 aa, 40 kDa

Purification Method:

Protein A purification

CloneNo.:

241300C1

Applications

Tested Applications:

FC

Species Specificity:

human

Background Information

CD72 is a type II transmembrane glycoprotein of 39-45 kDa and is expressed as a disulphide-linked homodimer (PMID: 1711157). CD72 is a pan B-cell marker covering the full range of differentiation from the very early stages of B cells to mature surface Ig+ B cells (PMID: 1384316). It is expressed in all stages of B cell development except plasma cells. CD72 is also expressed by dendritic cells, tissue macrophages in the red pulp of the spleen and von Kupffer cells in the liver (PMID: 8561576; 1384316). CD72 is the ligand for CD5 (PMID: 1711157). CD72 is a negative regulator of BCR signaling (PMID: 9590210). Interaction of CD100 with CD72 strictly tunes the strength of BCR signals and is essential for maintaining immunological homeostasis as well as generating a proper immune response (PMID: 16113236).

Storage

Storage:

Store at 2 - 8°C. Stable for one year after shipment.

Storage Buffer:

PBS with 0.09% sodium azide, pH 7.3.

For technical support and original validation data for this product please contact:

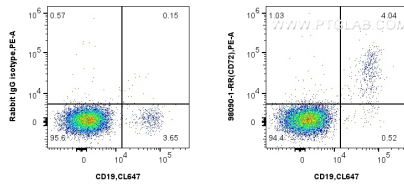
T: 4006900926

E: Proteintech-CN@ptglab.com

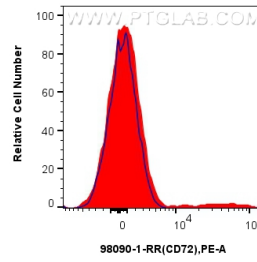
W: ptgcn.com

This product is exclusively available under Proteintech Group brand and is not available to purchase from any other manufacturer.

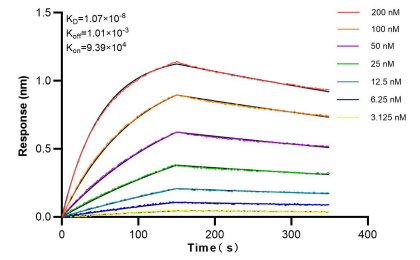
Selected Validation Data



1x10⁶ human PBMCs were surface stained with 0.25 ug Anti-Human CD72 Rabbit Recombinant Antibody (98090-1-RR, Clone:241300C1), or Isotype Control and PE-Conjugated AffiniPure Goat Anti-Rabbit IgG(H+L). Cells were then stained with CoraLite® Plus 647 Anti-Human CD19. Cells were not fixed. Lymphocyte were gated.



1x10⁶ human PBMCs were stained with 0.25 ug Anti-Human CD72 Rabbit Recombinant Antibody (98090-1-RR, Clone:241300C1)(red), or Isotype Control(blue) and PE-Conjugated AffiniPure Goat Anti-Rabbit IgG(H+L). Cells were not fixed.



Biolayer interferometry (BLI) kinetic assays of 98090-1-RR against Human CD72 were performed. The affinity constant is 10.7 nM.