

For Research Use Only

Anti-Mouse CD48 Rabbit Recombinant Antibody

Catalog Number: 98081-1-RR



Basic Information

Catalog Number: 98081-1-RR	GenBank Accession Number: BAE96326.1	Purification Method: Protein A purification
Size: 100ug, 1000 µg/ml	GeneID (NCBI): 12506	CloneNo.: 240732A5
Source: Rabbit	UNIPROT ID: P18181	
Isotype: IgG	Full Name: CD48 antigen	
	Calculated MW: 27 kDa	

Applications

Tested Applications:
FC

Species Specificity:
mouse

Background Information

Signaling lymphocytic activation molecule family 2 (SLAMF2, CD48) is an adhesion and costimulatory molecule expressed constitutively on most hematopoietic cells, particularly in antigen-presenting cells (APC). CD48 is expressed on all the hematopoietic cells, both in humans and mice, except for murine neutrophils and long-term HSC. CD48 exists as both a membrane-bound (mCD48) and a soluble (sCD48) form. CD48 can activate T cells, antigen-presenting cells and granulocytes, by binding to CD2 or bacterial FimH, and through cell intrinsic effects. Interactions between CD48 and its high-affinity ligand CD244 are more complex, with both stimulatory and inhibitory outcomes. CD48 expression is increased in autoimmunity and allergy diseases, and anti-CD48 monoclonal antibodies have been shown to attenuate experimental autoimmune encephalomyelitis.

Storage

Storage:
Store at 2 - 8°C. Stable for one year after shipment.

Storage Buffer:
PBS with 0.09% sodium azide, pH 7.3.

For technical support and original validation data for this product please contact:

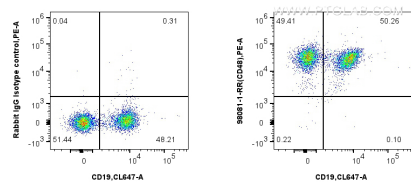
T: 4006900926

E: Proteintech-CN@ptglab.com

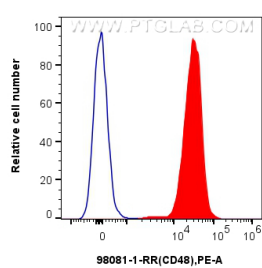
W: ptgcn.com

This product is exclusively available under Proteintech Group brand and is not available to purchase from any other manufacturer.

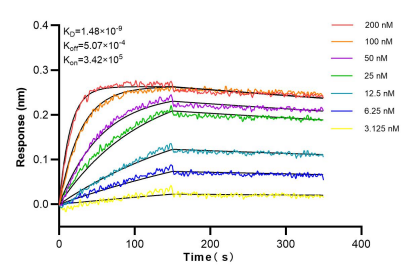
Selected Validation Data



1x10⁶ mouse splenocytes were surface stained with 0.15 ug Anti-Mouse CD48 Rabbit Recombinant Antibody (98081-1-RR, Clone: 240732A5) or Isotype Control, and PE-Conjugated AffiniPure Goat Anti-Rabbit IgG(H+L). Cells were co-stained with CoraLite® Plus 647 Anti-Mouse CD19. Cells were not fixed.



1x10⁶ mouse splenocytes were surface stained with 0.15 ug Anti-Mouse CD48 Rabbit Recombinant Antibody (98081-1-RR, Clone:240732A5) (red) or Isotype Control (blue), and PE-Conjugated AffiniPure Goat Anti-Rabbit IgG(H+L). Cells were not fixed.



Biolayer interferometry (BLI) kinetic assays of 98081-1-RR against Mouse CD48 were performed. The affinity constant is 1.48 nM.