

For Research Use Only

Anti-Mouse CD117/c-Kit Rabbit Recombinant Antibody, PBS Only

Catalog Number: 98041-1-PBS



Basic Information

Catalog Number: 98041-1-PBS	GenBank Accession Number: NM_001122733.1	Purification Method: Protein A purification
Size: 1mg, 2mg/ml	GeneID (NCBI): 16590	CloneNo.: 240246C11
Source: Rabbit	UNIPROT ID: P05532-1	
Isotype: IgG	Full Name: kit oncogene	
	Calculated MW: 109 kDa	

Applications

Tested Applications:
FC

Species Specificity:
mouse

Background Information

CD117, also known as c-Kit and SCFR, is a transmembrane protein with tyrosine kinase activity encoded by the oncogene c-kit (PMID: 2448137). It is a member of the type III receptor tyrosine kinase family, which also includes CSF-1R, PDGFR β , PDGFR α , and FLT3 (PMID: 29518044). CD117 is expressed on hematopoietic stem cells and progenitor cells, mast cells, and is also found in a wide range of non-haemopoietic cell types (including melanocytes, germ cells, astrocytes, renal tubules, breast glandular epithelial cells, sweat glands, and interstitial cells of Cajal) (PMID: 10582338; 23073628). CD117 plays an important role in early haemopoiesis. It is also involved in pigmentation, fertility, gut movement, and some aspects of the nervous system (PMID: 23073628).

Storage

Storage:
Store at -80°C.
The product is shipped with ice packs. Upon receipt, store it immediately at -80°C

Storage Buffer:
PBS Only

For technical support and original validation data for this product please contact:

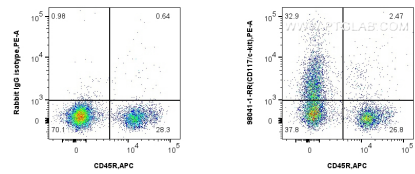
T: 4006900926

E: Proteintech-CN@ptglab.com

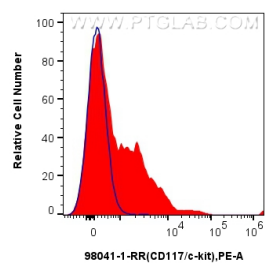
W: ptgcn.com

This product is exclusively available under Proteintech Group brand and is not available to purchase from any other manufacturer.

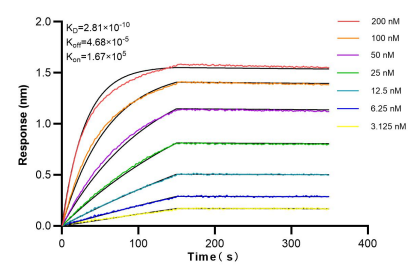
Selected Validation Data



1x10⁶ mouse bone marrow cells were surface stained with 0.25 ug Anti-Mouse CD117/c-kit Rabbit Recombinant Antibody (98041-1-RR, Clone: 240246C11) or 0.25 ug Isotype Control, and PE-Conjugated AffiniPure Goat Anti-Rabbit IgG(H+L). Cells were then stained with CoraLite® Plus 647 Anti-Mouse CD45R (B220) (RA3-6B2) (CL647-65139, Clone: RA3-6B2). Cells were not fixed. This data was developed using the same antibody clone with 98041-1-PBS in a different storage buffer



1x10⁶ mouse bone marrow cells were surface stained with 0.25 ug Anti-Mouse CD117/c-kit Rabbit Recombinant Antibody (98041-1-RR, Clone: 240246C11)(red), or 0.25 ug Isotype Control (blue) and PE-Conjugated AffiniPure Goat Anti-Rabbit IgG(H+L). Cells were not fixed. This data was developed using the same antibody clone with 98041-1-PBS in a different storage buffer formulation.



Biolayer interferometry (BLI) kinetic assays of 98041-1-RR against Mouse CD117/c-Kit were performed. The affinity constant is 0.281 nM.