

For Research Use Only

Anti-Mouse CD5 Rabbit Recombinant Antibody



Catalog Number: 98038-2-RR

Basic Information

Catalog Number:

98038-2-RR

Size:

100ug, 1000 μ g/ml

Source:

Rabbit

Isotype:

IgG

GenBank Accession Number:

NM_007650.3

GeneID (NCBI):

12507

UNIPROT ID:

P13379

Full Name:

CD5 antigen

Calculated MW:

54 kDa

Purification Method:

Protein A purification

CloneNo.:

240244A7

Applications

Tested Applications:

FC

Species Specificity:

Mouse

Background Information

CD5 is a type I transmembrane glycoprotein of the scavenger receptor cysteine-rich family (PMID: 12403363). CD5 is expressed on a majority of thymocytes, mature T cells, B cell subsets, and peripheral blood dendritic cells (PMID: 9858516; 6156984; 10379049; 1384337). CD5 may act as a receptor in regulating T-cell proliferation. It functions as a negative regulator of TCR signaling during thymocyte development (PMID: 7542801).

Storage

Storage:

Store at 2-8°C. Stable for one year after shipment.

Storage Buffer:

PBS with 0.09% sodium azide.

For technical support and original validation data for this product please contact:

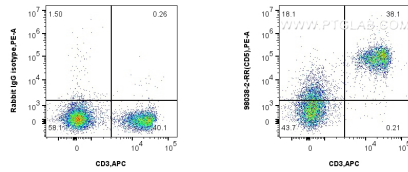
T: 4006900926

E: Proteintech-CN@ptglab.com

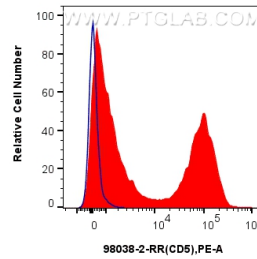
W: ptgcn.com

This product is exclusively available under Proteintech Group brand and is not available to purchase from any other manufacturer.

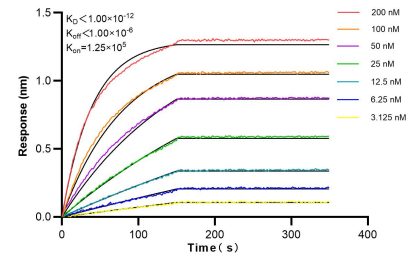
Selected Validation Data



1x10⁶ mouse splenocytes were surface stained with 0.25 ug Anti-Mouse CD5 Rabbit Recombinant Antibody (98038-2-RR, Clone: 240244A7) or 0.25 ug Isotype Control, and PE-Conjugated AffiniPure Goat Anti-Rabbit IgG(H+L). Cells were then stained with CoraLite® Plus 647 Anti-Mouse CD3 ε (145-2C11) (CL647-65060, Clone: 145-2C11). Cells were not fixed.



1x10⁶ mouse splenocytes were surface stained with 0.25 ug Anti-Mouse CD5 Rabbit Recombinant Antibody (98038-2-RR, Clone: 240244A7) (red) or 0.25 ug Isotype Control (blue), and PE-Conjugated AffiniPure Goat Anti-Rabbit IgG(H+L). Cells were not fixed.



Biolayer interferometry (BLI) kinetic assays of 98038-2-RR against Mouse CD5 were performed. The affinity constant is below 1 pM.